GENERAL CATALOG

Effective April 2018

Victaulic®

ENGINEERING CONFIDENCE
INTO EVERY BUILD

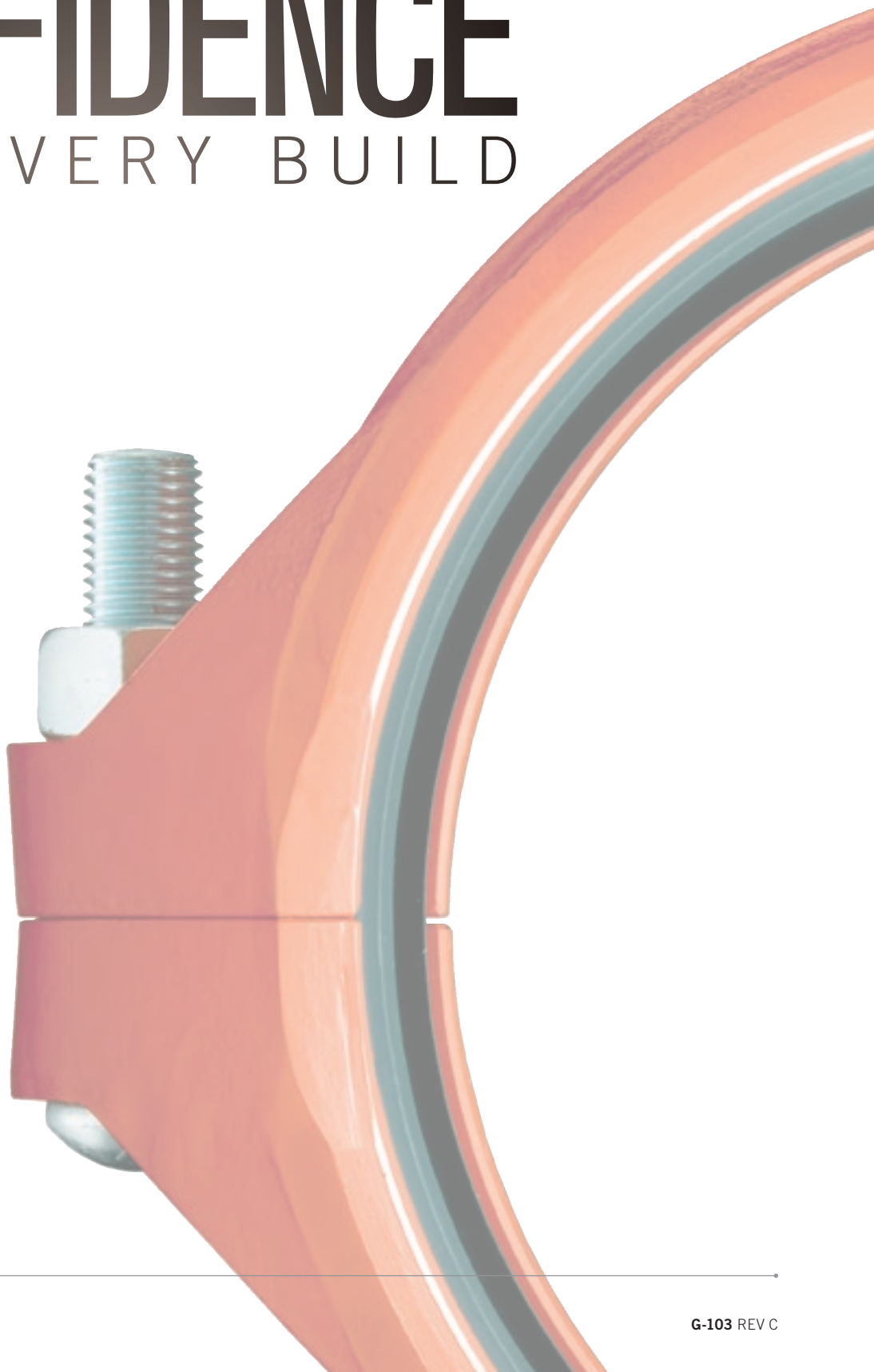

Since 1919, Victaulic's pipe joining and flow control solutions have optimized construction productivity and reduced risk, ensuring projects are completed safely, on time and within budget. Driven by a spirit of continuous innovation, Victaulic's portfolio of 100,000+ products and patented technologies promote freedom of design, as well as simplified inspection and maintenance for the life of any system.

Look inside many of the world's most recognizable landmarks and industrial facilities, and you will find Victaulic solutions at work making bold innovations possible. From the tallest buildings to the deepest mines, customers trust our products to increase overall system durability in the most demanding construction projects and operating conditions.

From concept to commissioning, Victaulic provides innovative piping products and design services that help ENGINEER CONFIDENCE INTO EVERY BUILD.

TABLE OF CONTENTS

ii Continuing Education
iii Victaulic Virtual Design and Construction
iv The Victaulic Difference
1 Original Groove System (OGS)
29 Advanced Groove System (AGS)
37 Victaulic® Bolted Split-Sleeve Products (VBSP)
43 Hole Cut System
47 Plain End System for Carbon Steel
49 Stainless Steel System
65 Copper System
71 Shouldered Steel System
75 Ductile Iron System
81 High Performance System for Steam and Chemical Services
83 Hydronic Balancing Solutions
97 Refuse-to-Fuse™ HDPE System
101 Aquamine™ PVC System
107 CPVC/PVC System
111 Pipe Preparation Tools
141 Gaskets/Seals/O-Rings
143 Design Data
144 Warranty
145 Reference Guide

CONTINUING EDUCATION

Victaulic® offers a wide variety of continuing education courses. From one-hour seminars to full-day events, these courses provide education on key industry concepts and Victaulic solutions. Created for owners, engineers, contractors, the inspection community, and anyone else seeking to expand their knowledge of Victaulic and the industry surrounding the grooved pipe joining and flow control markets.

Victaulic® UNIVERSITY

For more information on the Victaulic Continuing Education courses or to schedule your training, please contact your local sales representative or email us at: VictaulicUniversity@victaulic.com

VIRTUAL DESIGN AND CONSTRUCTION

Drawing, BIM coordination and software solutions for the commercial construction industry. Victaulic.com/resources-software offers an extensive library of CAD files and software product content created in each software's native platform.

FASTER FROM THE START℠

Victaulic Tools for Revit® provides an intuitive set of tools that are purposely built to improve pipe routing and fabrication functionality in Revit® 2015 through 2019, including Fabrication Parts. It's specifically designed to meet the needs of engineers, contractors and pipe fabricators – giving you smarter tools to fabricate faster and route more efficiently. victaulicsoftware.com



THE VICTAULIC® DIFFERENCE

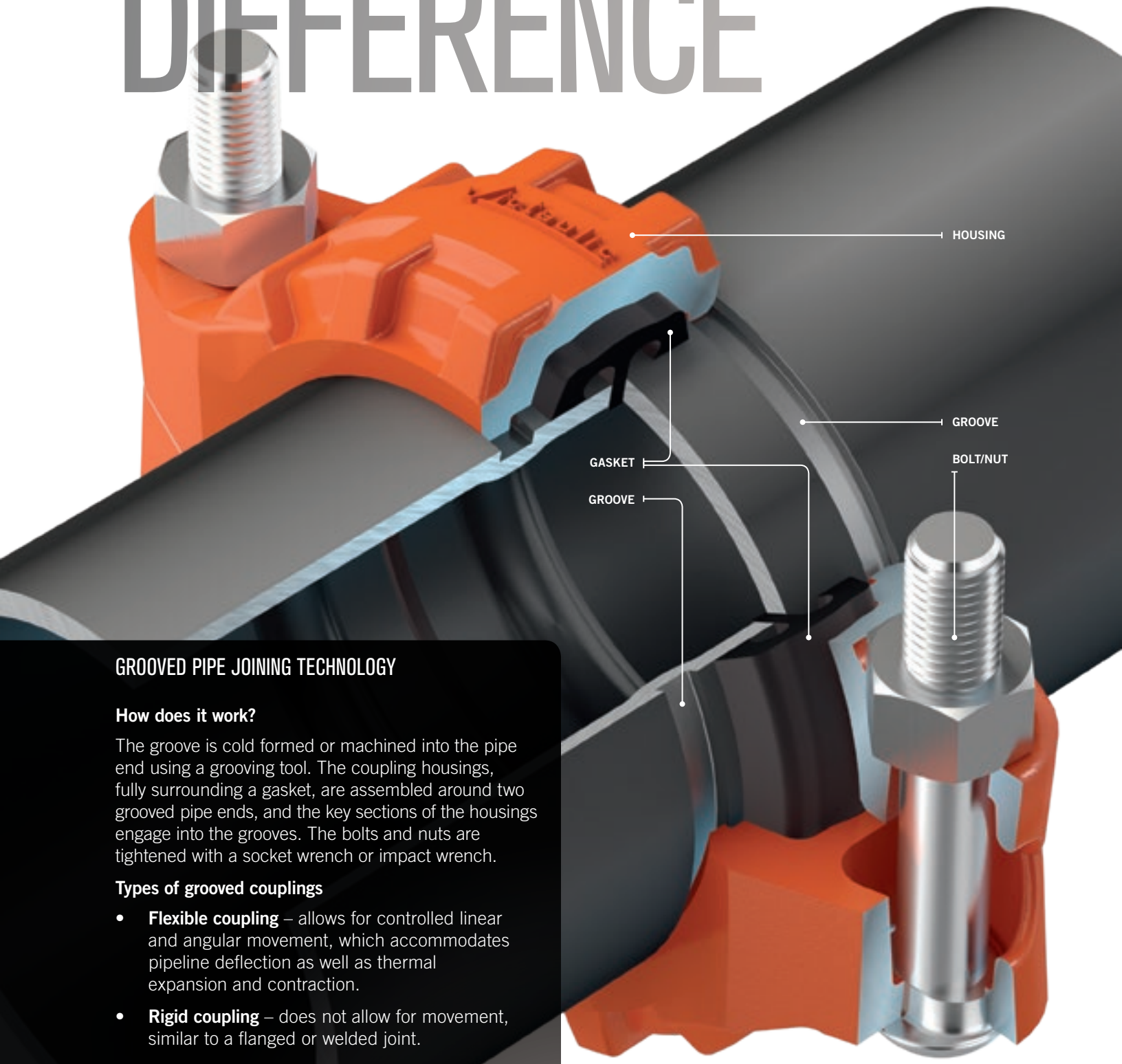

GROOVED PIPE JOINING TECHNOLOGY

How does it work?

The groove is cold formed or machined into the pipe end using a grooving tool. The coupling housings, fully surrounding a gasket, are assembled around two grooved pipe ends, and the key sections of the housings engage into the grooves. The bolts and nuts are tightened with a socket wrench or impact wrench.

Types of grooved couplings

- **Flexible coupling** – allows for controlled linear and angular movement, which accommodates pipeline deflection as well as thermal expansion and contraction.
- **Rigid coupling** – does not allow for movement, similar to a flanged or welded joint.

At the core of all the benefits that Victaulic® solutions bring to a project – such as productivity, safety, design flexibility and quality – are the unique features of our products.

VICTAULIC GROOVED END PIPING SYSTEMS PROVIDE:

Easy system maintenance and expansion – through simple coupling disassembly that allows for easy access.

Alignment ease – through a design that allows for full rotation of the pipe and system components before tightening.

Flexibility – with the inherent axial movement and deflection properties of flexible couplings in a groove system. May be used to accommodate pipeline thermal expansion and contraction, misalignment and settlement, and seismic stresses.

Noise and vibration attenuation – by isolating the transference of vibration at each joint.

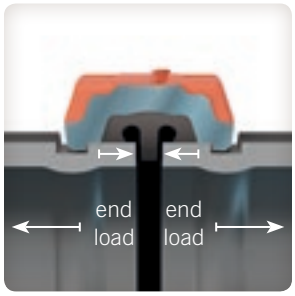

Self restrained pipe joints – Couplings engage the pipe grooves to hold the pipes against full pressure thrust loads without the need of supplemental restraints.

Rigidity – with an angled bolt pad design that provides positive clamping of the pipe to resist torsional and flexural loads.

Original Groove System (OGS)

The Victaulic® grooved piping system is the most versatile, economical, and reliable piping system available. Up to three times faster to install than a welded system, and more dependable than a threaded or flanged assembly, the Victaulic approach reduces risk and total installed cost. The system is designed for roll grooved or cut grooved standard pipe or roll grooved light wall pipe. Also, pipe end preparation is fast and easy. It can be done on the job site or in the shop with a variety of *Victaulic* grooving tools.

With the introduction of *Victaulic* Installation-Ready™ technology, the original groove system has evolved to a new level. Grooved couplings featuring this patented *Victaulic* technology install ten times faster than other pipe joining methods. Why is it different? Prior to *Victaulic Installation-Ready* technology, grooved coupling assembly consisted of disassembling the coupling by removing the bolts and nuts, removing the gasket, fitting the gasket over the gap between two grooved pipe ends, positioning the housings around the gasket, and tightening down the bolts and nuts. Couplings featuring *Installation-Ready* technology come pre-assembled and are simply pushed onto a grooved pipe end, joined by a second grooved pipe end, and then the bolts and nuts are tightened down. What previously required minutes, now takes only seconds.

Download publication 02.06 for ANSI/NSF Potable Water Approvals/Listings

Couplings	page
QuickVic™ Rigid Coupling (Style 107N)	3
QuickVic Flexible Coupling (Style 177N)	3
Zero-Flex™ Rigid Coupling (Style 07)	3
Flexible Coupling (Style 77)	4
Flexible Coupling (Style 75)	4
Reducing Coupling (Style 750)	4
Snap-Joint™ Coupling (Style 78)	5
Outlet Coupling (Style 72)	5
Vic-Boltless Coupling and Tool (Styles 791 and 792)	5
High Pressure Rigid Coupling (Style HP-70)	6

Vic-Ring Couplings	page
Vic-Ring Coupling (Style 41)	6
Vic-Ring Coupling (Style 44)	6

Adapters	page
Vic-Flange Adapter (Style 741)	7
Vic-Flange Adapter (Style 743)	7

Fittings	page
Elbows	8
Tees, Crosses, Wyes and Laterals	9
Adapters, Nipples, Reducers, Caps and Plugs	10

Expansion Joints	page
Mover Expansion Joint (Style 150)	11
Expansion Joint (Style 155)	11

Valves **pages**

Butterfly Valves 12
Check Valves 13
Ball Valves 14–15
Plug Valves 16
Delta-Y Valve Assembly 16
Knife Gate Valves 16–17
Diverter Valves 17
Hydraulic Control Valves 18
Air Valves 19–20

Strainers and Diffusers **page**

Suction Diffuser (Series 731-D) 21
Vic-Strainer Tee Type (Series 730) 21
Vic-Strainer Wye Type (Series 732) 21

Equipment Modules **page**

Inlet Vibration Isolation Pump Drops 22
Outlet Vibration Isolation Pump Drops 23
Vic™-Header 24
Vibration Isolation Air Handling Unit Drops 24
Pressure Reducing Valve Stations 24

Specialty Products **page**

EndSeal™ System 25
High Pressure Double Grooved Coupling 26
High Pressure Ring Coupling 26
Composite Flexible Coupling 26
XL (Extended Life) System for Rubber-lined Abrasive Services 27
Expansion Joint Coupling 27
Coupling for Fiberglass Reinforced Plastic Pipe 28
Non-Restrained Flexible Coupling for Fiberglass Reinforced Plastic Pipe 28
Mechanical-T Spigot Outlets 45

QuickVic™ Rigid Coupling

STYLE 107N

Download publication 06.23 for complete information

- Angled bolt pad housing design provides rigidity
- Sizes from 2–12" | DN50–DN300
- Pressures up to 750 psi | 5171 kPa | 52 bar
- **Download publication 17.01** for applications in stainless steel systems
- **Download publication 21.04** for applications in aluminum systems

Certifications/Listings:

Download publication 10.01 for Fire Protection Certifications/Listings

QuickVic™ Flexible Coupling

STYLE 177N

Download publication 06.24 for complete information

- Flexible pipe joint which allows for expansion, contraction and deflection
- Sizes from 2–8" | DN50–DN200
- Pressures up to 1000 psi | 6895 kPa | 69 bar
- **Download publication 17.01** for applications in stainless steel systems
- **Download publication 21.04** for applications in aluminum systems
- **Download publication 32.01** for applications in PVC systems

Certifications/Listings:

Download publication 10.01 for Fire Protection Certifications/Listings

Zero-Flex™ Rigid Coupling

STYLE 07

Download publication 06.02 for complete information

- Angled bolt pad housing design provides rigidity
- Sizes from 1–12" | DN25–DN300
- Pressures up to 750 psi | 5171 kPa | 52 bar
- For sizes 14–50" | DN350–DN1250, **download publication 20.02** for information on AGS Style W07

Certifications/Listings:

Download publication 10.01 for Fire Protection Certifications/Listings

Flexible Coupling

STYLE 77

Download publication 06.04 for complete information

- Flexible pipe joint which allows for expansion, contraction and deflection
- Sizes from ¾–24" | DN20–DN600
- Pressures up to 1000 psi | 6895 kPa | 69 bar
- For sizes 14–78" | DN350–DN1950, download publication 20.03 for information on AGS Style W77
- Download publication 32.01 for applications in PVC systems

Certifications/Listings:

Download publication 10.01 for Fire Protection Certifications/Listings

Flexible Coupling

STYLE 75

Download publication 06.05 for complete information

- Lightweight coupling for moderate pressures
- Flexible pipe joint which allows for expansion, contraction and deflection
- Sizes from 1–8" | DN25–DN200
- Pressures up to 500 psi | 3447 kPa | 34 bar
- Download publication 32.01 for applications in PVC systems

Certifications/Listings:

Download publication 10.01 for Fire Protection Certifications/Listings

Reducing Coupling

STYLE 750

Download publication 06.08 for complete information

- Replaces two couplings and a reducing fitting
- Sizes from 2–10" | DN50–DN250
- Pressures up to 500 psi | 3447 kPa | 34 bar

Certifications/Listings:

Download publication 10.01 for Fire Protection Certifications/Listings

Snap-Joint™ Coupling

STYLE 78

Download publication 06.09 for complete information

- Designed for quick disconnect service
- Sizes from 1–8" | DN25–DN200
- Pressures up to 300 psi | 2068 kPa | 21 bar
- **Download publication 32.01** for applications in PVC systems

Certifications/Listings:

Outlet Coupling

STYLE 72

Download publication 06.10 for complete information

- Joining device to provide an integral reducing outlet
- Sizes from 1½–6" | DN40–DN150
- Pressures up to 500 psi | 3447 kPa | 34 bar
- **Download publication 32.01** for applications in PVC systems

Certifications/Listings:

Download publication 10.01 for Fire Protection Certifications/Listings
Download publication 02.06 for ANSI/NSF Potable Water Approvals/Listings

Vic-Boltless Coupling and Tool

STYLE 791 COUPLING AND 792 TOOL

Download publication 06.11 for complete information

- Provides a secure, tamper resistant, low profile joint
- Installed only with Victaulic® Style 792 tool
- Sizes from 2–8" | DN50–DN200
- Pressures up to 700 psi | 4826 kPa | 48 bar
- **Download publication 32.01** for applications in PVC systems

Certifications/Listings:

Download publication 10.01 for Fire Protection Certifications/Listings



High Pressure Rigid Coupling

STYLE HP-70

Download publication 06.12 for complete information

- Heavy housing for high pressure service
- Sizes from 2–16" | DN50–DN400
- Pressures up to 1000 psi | 6895 kPa | 69 bar
- **Download publication 32.01** for applications in PVC systems

Certifications/Listings:

Download publication 10.01 for Fire Protection Certifications/Listings

Vic-Ring Coupling

STYLE 41

Download publication 16.04 for complete information

- Provided with a variety of ring options to maintain full pipe wall thickness for abrasive systems
- Sizes from 30–66" | DN750–DN1650
- Pressures up to 90 psi | 621 kPa | 6 bar
- For AGS *Vic-Ring* products, see pg. 31
- Regional availability, contact **Victaulic** for details

Vic-Ring Coupling

STYLE 44

Download publication 16.05 for complete information

- Provided with a variety of ring options to maintain full pipe wall thickness for abrasive systems
- Sizes from 4–60" | DN100–DN1500
- Pressures up to 175 psi | 1207 kPa | 12 bar
- For AGS *Vic-Ring* products, see pg. 31
- Regional availability, contact **Victaulic** for details

Vic-Flange Adapter

STYLE 741

Download publication 06.06 for complete information

- ANSI Class 125 and 150, Australian Standard Table E, and PN10/16 flanges
- Sizes from 2–24" | DN50–DN600
- Pressures up to 300 psi | 2068 kPa | 21 bar
- For AGS sizes 14–24" | DN350–DN600, download publication 20.04 for information on AGS Style W741
- Download publication 32.01 for applications in PVC systems

Certifications/Listings:

Download publication 10.01 for Fire Protection Certifications/Listings

Vic-Flange Adapter

STYLE 743

Download publication 06.06 for complete information

- ANSI Class 300 flanges
- Sizes from 2–12" | DN50–DN300
- Pressures up to 720 psi | 4964 kPa | 50 bar
- Download publication 32.01 for applications in PVC systems

Certifications/Listings:

Download publication 10.01 for Fire Protection Certifications/Listings

Fittings — Elbows

Download publication 07.01 for complete information on original grooved end fittings for carbon steel pipe

- Standard fitting pressure ratings conform to ratings of installed coupling
- All fittings supplied with grooves or shoulders for fast installation
- Fittings available from ¾–24" | DN20–DN600
- For AGS sizes 14–60" | DN350–DN1500, download publication 20.05 for complete information

Certifications/Listings:

c UL us LISTED | FM | VdS | LPCB | EAC

Download publication 10.01 for Fire Protection Certifications/Listings

Elbows

No. 10
90° Elbow

No. 100-1½D
90° 1½ D Long Radius Elbow

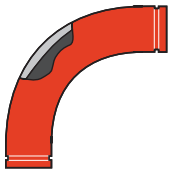

No. 100-3D
90° 3 D Long Radius Elbow

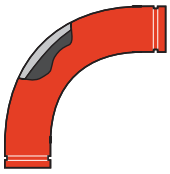

No. 100-5D
90° 5 D Long Radius Elbow

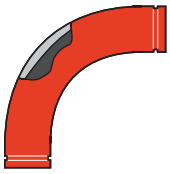

No. 100-6D
90° 6 D Long Radius Elbow

For 3D, 5D and 6D long radius bends, download publication 07.02

No. 11
45° Elbow

No. 110-1½D
45° 1½ D Long Radius Elbow

No. 110-3D
45° 3 D Long Radius Elbow

No. 110-5D
45° 5 D Long Radius Elbow

No. 110-6D
45° 6 D Long Radius Elbow

No. 12
22½° Elbow

No. 13
11¼° Elbow

No. 18
90° Adapter Elbows

No. 19
45° Adapter Elbows

For coating options, download publication 07.01

No. 10-DR
Drain Elbow

No. R-10G
Reducing Base Support Elbows (OGS Groove × OGS Groove)

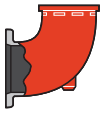

No. R-10F
Reducing Base Support Elbows (OGS Groove × Flange)

Fittings — Tees, Crosses, Wyes and Laterals

Download publication 07.01 for complete information on original grooved end fittings for carbon steel pipe

- Standard fitting pressure ratings conform to ratings of installed coupling
- All fittings supplied with grooves or shoulders for fast installation
- Fittings available from ¾–24" | DN20–DN600
- For AGS sizes 14–60" | DN350–DN1500, **download publication 20.05** for complete information

Certifications/Listings:

c UL us LISTED | FM | VdS | LPCB | EAC

Download publication 10.01 for Fire Protection Certifications/Listings

Tees, Crosses, Wyes, and Laterals

No. 20
Tee

No. 21
Bullhead Tee

No. 25
Grooved Branch Reducing Tee

No. 29M
Tee with Threaded Branch

No. 29T
Threaded Branch Reducing Tee

No. 30
45° Lateral

No. 30-R
45° Reducing Lateral

No. 32
Tee Wye

No. 32-R
Reducing Tee Wye

No. 33
True Wye

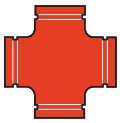

No. 35
Cross

Fittings — Adapters, Nipples, Reducers, Caps and Plugs

Download publication 07.01 for complete information on original grooved end fittings for carbon steel pipe

- Standard fitting pressure ratings conform to ratings of installed coupling
- All fittings supplied with grooves or shoulders for fast installation
- Fittings available from ¾–24" | DN20–DN600
- For AGS sizes 14–60" | DN350–DN1500, **download publication 20.05** for complete information

Certifications/Listings:

c UL us LISTED | FM | VdS | LPCB | EAC

Download publication 10.01 for Fire Protection Certifications/Listings

Adapters, Nipples, Caps and Plugs

No. 40
Adapter Nipple (OGS Groove × Thread)

No. 41
ANSI Class 125 Flanged Adapter Nipple

No. 41-DN
PN10/16 Flanged Adapter Nipple

No. 42
Adapter Nipple (OGS Groove × Bevel)

No. 43
Adapter Nipple (OGS Groove × OGS Groove)

No. 45F
ANSI Class 150 Flat Face Flanged Adapter Nipple

No. 45R
ANSI Class 150 Raised Face Flanged Adapter Nipple

No. 45RE
PN10/16 Raised Face Flanged Adapter Nipple

No. 46F
ANSI Class 300 Flat Face Flanged Adapter Nipple

No. 46R
ANSI Class 300 Raised Face Flanged Adapter Nipple

No. 48
Hose Nipple

No. 50
Concentric Reducer

No. 51
Eccentric Reducer

No. 52
Small Threaded Reducer

No. 53
Swaged Nipple (OGS Groove × OGS Groove)

No. 54
Swaged Nipple (OGS Groove × Thread)

No. 55
Swaged Nipple (Thread × OGS Groove)

No. 60
Cap

No. 61
Bull Plug

No. 80
Female Threaded Adapter

Mover Expansion Joint

STYLE 150

Download publication 09.04 for complete information

- Slip-type expansion joint providing up to 3" | 76 mm axial end movement
- Sizes from 2 – 6" | DN50 – DN150
- Pressures up to 350 psi | 2413 kPa | 24 bar

Expansion Joint

STYLE 155

Download publication 09.05 for complete information

- Combination of grooved flexible couplings and short nipples, joined in tandem to provide increased expansion
- Style 155 grooved expansion joints are rated to the working pressure of the coupling used
- Sizes from ¾ – 12" | DN20 – DN300
- For AGS sizes 14 – 24" | DN350 – DN600, **download publication 20.12** for information on Style W155

Vic™-300 MasterSeal™ Butterfly Valve

SERIES 761

Download publication 08.20 for complete information

- Designed for bi-directional, dead end services to full working pressure
- Available without handle, with gear operator, with lever lock handle and memory stop, or with 10-position handle and memory stop
- Multiple seat and disc material options available
- Sizes from 2–12" | DN50–DN300
- Pressures up to 300 psi | 2068 kPa | 21 bar
- For AGS sizes 14–24" | DN350–DN600, **download publication 20.06** for information on Series W761

Certifications/Listings:

Download publication 10.01 for Fire Protection Certifications/Listings
Download publication 02.06 for ANSI/NSF Potable Water Approvals/Listings

Butterfly Valve

SERIES 700

Download publication 08.05 for complete information

- Two-piece stem permits narrow disc design for low pressure drop performance
- Supplied standard with aluminum bronze disc, 316 stainless steel optional
- Sizes from 1½–6" | DN40–DN150
- Pressures up to 200 psi | 1379 kPa | 14 bar

Certifications/Listings:

Download publication 10.01 for Fire Protection Certifications/Listings

High Pressure *Vic-Check* Valve

SERIES 716H

Download publication 08.08 for complete information

- Features a stainless steel disc which seats against the o-ring seal, when mounted on the electroless nickel plated face
- Sizes from 2–3" | DN50–DN80
- Pressures up to 365 psi | 2517 kPa | 25 bar
- For AGS sizes 14–24" | DN350–DN600, **download publication 20.08** for information on Series W715

Certifications/Listings:

CE

Download publication 10.01 for Fire Protection Certifications/Listings

Vic-Check Valve

SERIES 716

Download publication 08.08 for complete information

- Features an elastomer encapsulated disc and a welded in nickel seat
- Sizes from 2½–12" | 73.0 mm–DN300
- Pressures up to 300 psi | 2068 kPa | 21 bar
- For AGS sizes 14–24" | DN350–DN600, **download publication 20.08** for information on Series W715

Certifications/Listings:

CE

Download publication 10.01 for Fire Protection Certifications/Listings

Venturi Check Valve

SERIES 779

Download publication 08.10 for complete information

- Check valve with integrated venturi with pressure taps for accurate measurement (flow measuring kit for differential pressure gauges/meters available)
- Sizes from 4–12" | DN100–DN300
- Pressures up to 300 psi | 2068 kPa | 21 bar

Certifications/Listings:

CE

Download publication 10.01 for Fire Protection Certifications/Listings

Swing Check Valve

SERIES 712

Download publication 08.11 for complete information

- Designed for use with Victaulic® grooved fittings and couplings for fast installation on inlet and outlet ports
- Large access bonnet for easy maintenance
- Available with internal coating for corrosive services
- Sizes from 2–4" | DN50–DN100
- Pressures up to 300 psi | 2068 kPa | 21 bar
- For more information on swing check valves for stainless steel, see pg. 56
- Regional availability, contact **Victaulic** for details

Certifications/Listings:

CE

Download publication 10.01 for Fire Protection Certifications/Listings

Swing Check Valve

SERIES 713

Download publication 08.54 for complete information

- High pressure check valve designed for use with *Victaulic* grooved fittings and couplings for fast installation on inlet and outlet ports
- Large access bonnet for easy maintenance
- Available with internal coating for corrosive services
- Sizes from 2–4" | DN50–DN100
- Pressures up to 1000 psi | 6895 kPa | 69 bar for 2" | DN50 and 750 psi | 5171 kPa | 52 bar for 2½–4" | 73.0 mm–DN100
- Regional availability, contact **Victaulic** for details

Certifications/Listings:

CE

Download publication 10.01 for Fire Protection Certifications/Listings

Vic-Ball Valve

SERIES 721

Download publication 08.14 for complete information

- Floating ball with standard port, reduces torque requirements
- Sizes from 4–6" | DN100–DN150
- Pressures up to 800 psi | 5515 kPa | 55 bar

Vic-Ball Valve

SERIES 726

Download publication 08.23 for complete information

- High pressure standard port NACE-compliant ball valve
- Available without handle, with a lever operator, or a gear operator
- Sizes from 1½–6" | DN40–DN150
- Pressures up to 1000 psi | 6895 kPa | 69 bar

Certifications/Listings:

CE

Download publication 10.01 for Fire Protection Certifications/Listings

Ball Valve

SERIES 727

Download publication 08.42 for complete information

- High pressure enhanced port NACE-compliant ball valve
- Up to 1/3 better flow than competitive standard port ball valves
- Floating ball with standard port, reduces torque requirements
- Sizes from 2–6" | DN50–DN150
- Pressures up to 1500 psi | 10342 kPa | 103 bar

Brass Body Ball Valve — Threaded

SERIES 722

Download publication 08.15 for complete information

- Standard port, female threaded end valve constructed from forged brass
- Sizes from ¼–2" | DN8–DN50
- Pressures up to 600 psi | 4137 kPa | 41 bar

Certifications/Listings:

UL FM

Download publication 10.01 for Fire Protection Certifications/Listings

Vic-Plug Valve

SERIES 377

Download publication 08.12 for complete information

- Only eccentric grooved end plug valve made specifically for throttling services
- Available without handle, with lever operator or gear operator
- Sizes from 3–12" | DN80–DN300
- Pressures up to 175 psi | 1207 kPa | 12 bar

Delta-Y Valve Assembly

STYLE DLY

Download publication 07.08 for complete information

- Assembles with Style 107N rigid couplings, Series 761 Vic™-300 MasterSeal™ butterfly valves, and cast fittings
- Ideal for bulk cement/barite systems commonly found on offshore drilling platforms
- Sizes from 5–6" | 141.3 mm–DN150
- Pressures up to 300 psi | 2068 kPa | 21 bar

Knife Gate Valve

SERIES 795

Download publication 08.25 for complete information

- Designed for fluid lines containing solids and abrasive materials
- All wear parts can be replaced in-line without removing the valve from the pipeline
- Utilizes Installation-Ready™ technology to eliminate loose parts
- Manual, hydraulic, pneumatic, and electric actuation available
- Sizes from 3–12" | DN80–DN300
- Pressures up to 150 psi | 1035 kPa | 10 bar

Certifications/Listings:

CE

Download publication 10.01 for Fire Protection Certifications/Listings

OS&Y Gate Valve

SERIES 771M

Download publication 08.45 for complete information

- Available as groove × groove or groove × flange
- For On/Off service only
- Sizes from 2½–12" | 73.0 mm–DN300
- Pressures up to 250 psi | 1724 kPa | 17 bar

Certifications/Listings:

This product is not agency listed for fire protection service.
Download publication 10.92 for fire service products.

Three Port Diverter

SERIES 723

Download publication 08.13 for complete information

- NACE MR-01-75 compliant, three-port ball valve with common bottom inlet for diverting flow 90° left or right
- Available without handle, with lever operator or gear operator
- Available in 2" | DN50
- Pressures up to 600 psi | 4137 kPa | 41 bar

Diverter Valve

SERIES 725

Download publication 08.40 for complete information

- Intended for use in backfill mining operations
- Provides 180° service for increased efficiency and reduced downtime
- Available in 6" | DN150
- Pressures up to 1000 psi | 6895 kPa | 69 bar
- Regional availability, contact **Victaulic** for details

Certifications/Listings:

CE

Download publication 10.01 for Fire Protection Certifications/Listings

Hydraulic Control Valve

BERMAD SERIES 100 | VICTAULIC SERIES 910

Download publication Engineering 100
for complete information

- Hydraulic control valves are devices capable of controlling variables such as pressure, flow, or level
- Optional configurations include: On/Off, Pressure Reducing, Pressure Relief, Pressure Sustaining, and Flow Control (Customized solutions can include combinations of the above functions)
- Sizes from 1½ – 6" | DN40 – DN150
- Pressures up to 145 psi | 1000 kPa | 10 bar
- Regional availability, contact **Victaulic** for details

Hydraulic Control Valve

BERMAD SERIES 700 | VICTAULIC SERIES 970

Download publication Engineering 700
for complete information

- Hydraulic control valves are devices capable of controlling variables such as pressure, flow, or level
- Optional configurations include: On/Off, Pressure Reducing, Pressure Relief, Pressure Sustaining, and Flow Control (Customized solutions can include combinations of the above functions)
- Sizes from 1½ – 48" | DN40 – DN1200
- Pressures up to 400 psi | 2758 kPa | 28 bar
- Regional availability, contact **Victaulic** for details

Hydraulic Control Valve

BERMAD SERIES 800 | VICTAULIC SERIES 980

Download publication Engineering 800
for complete information

- Hydraulic control valves are devices capable of controlling variables such as pressure, flow, or level
- Optional configurations include: On/Off, Pressure Reducing, Pressure Relief, Pressure Sustaining, and Flow Control (Customized solutions can include combinations of the above functions)
- Sizes from 1½ – 20" | DN40 – DN500
- Pressures up to 600 psi | 4137 kPa | 41 bar
- Regional availability, contact **Victaulic** for details

Automatic Air Release Valve

BERMAD SERIES A30 | VICTAULIC SERIES 9A3

Download publication Engineering A30
for complete information

- Automatic air release valves allow efficient release of air bubbles from pressurized pipe lines
- Body material: Glass reinforced nylon
- Sizes from ¾ – 1" | DN20 – DN25
- Pressures up to 230 psi | 1586 kPa | 16 bar
- Temperatures up to 140°F | 60°C
- Regional availability, contact **Victaulic** for details

Automatic Air Release Valve

BERMAD SERIES A71 | VICTAULIC SERIES 9A7

Download publication Engineering A71
for complete information

- Automatic air release valves allow efficient release of air bubbles from pressurized pipe lines
- Body material: Type 316 stainless steel
- Sizes from ¾ – 1" | DN20 – DN25
- Pressures up to 350 psi | 2413 kPa | 24 bar
- Temperatures up to 140°F | 60°C
- Regional availability, contact **Victaulic** for details

Combination Air Valve

BERMAD SERIES C30 | VICTAULIC SERIES 9C3

Download publication Engineering C30
for complete information

- Combination air release valves release air bubbles from pressurized pipe lines (air release valve), while evacuating air during pipeline filling and draining (air/vacuum valve)
- Body material: Glass reinforced nylon
- Sizes from ¾ – 1" | DN20 – DN25
- Pressures up to 230 psi | 1586 kPa | 16 bar
- Temperatures up to 140°F | 60°C
- Regional availability, contact **Victaulic** for details

Combination Air Valve

BERMAD SERIES C50 | VICTAULIC SERIES 9C5

Download publication Engineering C50
for complete information

- Combination air release valves release air bubbles from pressurized pipe lines (air release valve), while evacuating air during pipeline filling and draining (air/vacuum valve)
- Body material: Glass reinforced nylon
- Sizes from 2–4" | DN50–DN100
- Pressures up to 150 psi | 1034 kPa | 10 bar
- Temperatures up to 140°F | 60°C
- Regional availability, contact **Victaulic** for details

Combination Air Valve

BERMAD SERIES C70 | VICTAULIC SERIES 9C7

Download publication Engineering C70
for complete information

- Combination air release valves release air bubbles from pressurized pipe lines (air release valve), while evacuating air during pipeline filling and draining (air/vacuum valve)
- Body material: Ductile iron (standard)
- Sizes from 2–8" | DN50–DN200
- Pressures up to 580 psi | 3999 kPa | 40 bar
- Temperatures up to 140°F | 60°C
- Regional availability, contact **Victaulic** for details

Suction Diffuser

SERIES 731-D

Download publication 09.20 for complete information

- Allows building up at a 90° angle from the pump, saving valuable space in the mechanical room while still protecting the pump against cavitation
- Available flanged connections: ANSI Class 150, Australian Standard Table E, PN10/16, GB, and JIS 10K
- Sizes from 3–12" | DN80–DN300
- Pressures up to 300 psi | 2068 kPa | 21 bar
- For AGS sizes 14–24" | DN350–DN600, download publication 20.20 for information on Series W731-D

Certifications/Listings:

CE

Download publication 10.01 for Fire Protection Certifications/Listings

Vic-Strainer Tee Type

SERIES 730

Download publication 09.02 for complete information

- Lighter than flanged Y-type strainers and provides straight-through flow for lower pressure drop
- Sizes from 1½–12" | DN40–DN300
- Pressures up to 750 psi | 5171 kPa | 52 bar
- For AGS sizes 14–24" | DN350–DN600, download publication 20.11 for information on Series W730

Certifications/Listings:

CE

Download publication 10.01 for Fire Protection Certifications/Listings

Vic-Strainer Wye Type

SERIES 732

Download publication 09.03 for complete information

- Provides straight-through flow for lower pressure drop
- Sizes from 2–12" | DN50–DN300
- Pressures up to 300 psi | 2068 kPa | 21 bar
- Available in limited sizes for air handling units
- For AGS sizes 14–24" | DN350–DN600, download publication 20.19 for information on Series W732

Certifications/Listings:

CE

Download publication 10.01 for Fire Protection Certifications/Listings

Inlet Vibration Isolation Pump Drop

Download publication 102.11 for SERIES 381
Download publication 102.12 for SERIES 382
Download publication 102.21 for SERIES 391
Download publication 102.22 for SERIES 392

- Includes flow control, vibration-controlling flexible couplings, access ports for gauges and thermowells, and an integral flanged pump connection
- Sizes from 3–12" | DN80–DN300
- Rated to the working pressure of the ANSI Class 150, PN10/16, or Australian Table E flange connection
- Regional availability, contact Victaulic for details

Series 381 Suction Diffuser
North America Only

Series 382 Strainer (Vertical/Horizontal)
North America Only

Series 391 Suction Diffuser

Series 392 Strainer (Vertical/Horizontal)

Outlet Vibration Isolation Pump Drop

Download publication 102.10 for SERIES 380
Download publication 102.13 for SERIES 383
Download publication 102.20 for SERIES 390

- Includes flow control, vibration-controlling flexible couplings, access ports for gauges and thermowells, and an integral flanged pump connection
- Sizes from 3–12" | DN80–DN300
- Rated to the working pressure of the ANSI Class 150, PN10/16, or Australian Table E flange connection
- Regional availability, contact **Victaulic** for details

Series 380
Butterfly Valve
(Vertical/Horizontal)
North America Only

Series 383 Manual
Balancing Valve
(Vertical/Horizontal)
North America Only

Series 390
Butterfly Valve
(Vertical/Horizontal)

Vic™-Header

No. 26

Download publication 07.11 for complete information

- An outlet header for any mechanical room application
- Available with Victaulic® OGS and AGS grooved ends
- Sizes from ¾–24" | DN20–DN600
- Pressures up to 300 psi | 2068 kPa | 21 bar
- Regional availability, contact **Victaulic** for details



Vibration Isolation Air Handling Unit Drop

SERIES 385

Download publication 102.15 for complete information

- Provides hook-ups for isolation, straining, balancing and draining
- Swing joint solves misaligned coil challenges
- Single and double supply and return configurations
- Sizes from 2×2" through 6×4" | DN50×DN50 through DN150×DN100
- Pressures up to 300 psi | 2068 kPa | 21 bar
- Regional availability, contact **Victaulic** for details

Pressure Reducing Valve Station

SERIES 386

Download publication 102.16 for complete information

- Reduce and control potable water system pressure to specified safe levels, independent of upstream pressure and flow variations
- Six standard configurations to accommodate various system flow rates, pressure reduction ratios, redundancy, and pressure safety options
- Sizes from 2×1½" through 6×2" | DN50×DN40 through DN150×DN50
- Pressures up to 300 psi | 2068 kPa | 21 bar
- Regional availability, contact **Victaulic** for details

Certifications/Listings:

Download publication 02.06 for ANSI/NSF Potable Water Approvals/Listings

EndSeal™ System

Download publication 06.13 for the Style HP-70ES coupling Download publication 07.03 for the ES fittings

- For plastic coated pipe or high pressure rigid systems
- Schedule 80 wall thickness for use with HP-70ES couplings
- Coupling sizes from 2–12" | DN50–DN300 and fitting sizes from 2–6" | DN50–DN150
- Pressures up to 2500 psi | 17237 kPa | 172 bar
- Regional availability, contact **Victaulic** for details

No. 62ES
90° Elbow

No. 63ES
45° Elbow

No. 64ES
Tee

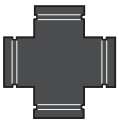

No. 35ES
Cross

No. 22ES
Header Tee

High Pressure Double Grooved Coupling

STYLE 808

Download publication 15.01 for complete information

- Double-bolted coupling for use with Schedule 80 or heavier steel pipe
- For installation on pipe ends with double cut grooves, **download publication 25.04** for complete information
- Sizes from 6–12" | DN150–DN300
- Pressures up to 4000 psi | 27579 kPa | 275 bar
- Regional availability, contact **Victaulic** for details

Certifications/Listings:

EAC

High Pressure Ring Coupling

STYLE 809

Download publication 15.02 for complete information

- Double-bolted coupling for use with Schedule 80 or heavier steel pipe
- Coupling engages directly onto restraint rings (supplied with coupling) welded to the O.D. of the pipe
- Sizes from 4–10" | DN100–DN250
- Pressures up to 3000 psi | 20684 kPa | 206 bar
- Regional availability, contact **Victaulic** for details

Composite Flexible Coupling

STYLE 171

Download publication 06.22 for complete information

- Flexible pipe joint which allows for expansion, contraction and deflection
- For corrosive applications such as reverse osmosis systems
- For use on Victaulic PVC pipe utilizing Victaulic OGS roll or cut groove profile
- Sizes from 1½–4" | DN40–DN100
- Pressures up to 150 psi | 1034 kPa | 10 bar
- For stainless steel and FRP applications, contact Victaulic

XL (Extended Life) System for Rubber-lined Abrasive Services

Download publication 07.07 for complete information

- 1½D and 3D elbows designed for ¼" | 6 mm extra lining resulting in up to three times the service life when compared to standard rubber-lined fittings
- Sizes from 3–12" | DN80–DN300
- Style XL77 flexible couplings for pipe-to-fitting connections
- Style XL79 flexible couplings for fitting-to-fitting connections

No. XL100
1½D
90° Elbow

No. XL110
1½D
45° Elbow

No. XL100
3D
90° Elbow

No. XL110
3D
45° Elbow



Expansion Joint Coupling

STYLE 152A

Download publication 09.15 for complete information

- Large diameter coupling for pulverized coal/ limestone lines with 4° of deflection capability
- Sizes from 10–30" | DN250–DN750, and 780 mm
- Pressures up to 50 psi | 345 kPa | 3 bar
- Regional availability, contact **Victaulic** for details

Coupling for Fiberglass Reinforced Plastic Pipe

STYLE 296-A

Download publication 90.01 for complete information

- Designed to create a rigid pipe joint without any special tools while maintaining existing support requirements
- Can be installed in any weather
- No curing time required
- Sizes from 1 – 12" | DN25 – DN300
- Pressures up to 150 psi | 1034 kPa | 10 bar

Non-Restrained Flexible Coupling for Fiberglass Reinforced Plastic Pipe

STYLE 229S

Download publication 60.16 for complete information

- Designed for FRP odor control piping systems
- Can be installed in any weather
- No curing time required
- Sizes from 6 – 54" | DN150 – DN1350
- Pressures up to 25 psi | 172 kPa | 1.7 bar

Advanced Groove System AGS™

Victaulic offers a comprehensive portfolio of Advanced Groove System (AGS) couplings for systems 14 – 78" | DN350 – DN1950 and a full range of 14 – 60" | DN350 – DN1500 AGS fittings, valves and accessories. Our large diameter piping solutions provide strength and dependability in addition to speed, making them an excellent choice over welding. Other advantages AGS joints provide over welded joints include no flame installation, superior seismic-shock resistance and a union at every joint for easy adjustment, system maintenance or system expansion.

Download publication 02.06 for ANSI/NSF Potable Water Approvals/Listings

Couplings page

AGS Rigid Coupling (Style W07) 30
AGS Flexible Coupling (Style W77) 30
AGS Rigid Coupling (Style W89) 30

***Vic-Ring* Couplings** page

AGS Rigid Coupling with *Vic-Ring* (Style W07) 31
AGS Flexible Coupling with *Vic-Ring* (Style W77) 31
AGS Rigid Coupling with *Vic-Ring* (Style W89) 31

Fittings page

AGS Fittings 32
AGS Stainless Steel Schedule 10S Fittings 33

Adapter page

AGS *Vic-Flange* Adapter (Style W741) 33

Expansion Joints page

AGS Expansion Joint (Style W155) 33
AGS Expansion Barrel (Style W256) 34
AGS Dynamic Movement Joint (Style W257) 34

Valves page

AGS Vic™-300 Butterfly Valve (Series W761) 34
AGS Butterfly Valve (Series W719) 35
AGS *Vic-Check* Double Disc Valve (Style W715) 35

Strainers and Diffusers page

AGS Suction Diffuser (Series W731-D) 36
AGS *Vic-Strainer* Tee Type (Series W730) 36
AGS *Vic-Strainer* Wye Type (Series W732) 36

Header page

Vic™-Header 24

AGS Rigid Coupling

STYLE W07

Download publication 20.02 for complete information

- First flat-pad, metal-to-metal, rigid coupling to be offered in this size range
- Sizes from 14–50" | DN350–DN1250
- Pressures up to 350 psi | 2413 kPa | 24 bar
- For original groove sizes 1–12" | DN25–DN300 (Style 07), **download publication 06.02**; For original groove featuring Installation-Ready™ technology sizes 2–12" | DN50–DN300 (Style 107N), **download publication 06.21**

Certifications/Listings:

c UL us LISTED | FM

Download publication 10.01 for Fire Protection Certifications/Listings

AGS Flexible Coupling

STYLE W77

Download publication 20.03 for complete information

- Unique wedge-shaped key profile increases allowable pipe end separation
- Sizes from 14–78" | DN350–DN1950
- Pressures up to 350 psi | 2413 kPa | 24 bar
- For original groove sizes ¾–24" | DN20–DN600 (Style 77), **download publication 06.04**; For original groove couplings featuring *Installation-Ready* technology sizes 2–8" | DN50–DN200 (Style 177N), **download publication 06.24**

Certifications/Listings:

c UL us LISTED | FM

Download publication 10.01 for Fire Protection Certifications/Listings

AGS Rigid Coupling

STYLE W89

Download publication 20.15 for complete information

- Wedge-shaped coupling housing keys fully engage the Victaulic AGS grooves to provide a rigid joint
- Galvanized coated ductile iron coupling
- Sizes from 14–24" | DN350–DN600
- Pressures up to 700 psi | 4830 kPa | 48 bar
- For original groove sizes 2–12" | DN50–DN300, **download publication 17.24** for information on Style 89

AGS Rigid Coupling with *Vic-Ring*

STYLE W07

Download publication 16.11 for complete information

- Coupling installs on the supplied ring to maintain full pipe wall thickness on abrasive and/or corrosive systems
- Sizes from 14 – 50" | DN350 – DN1250
- Pressures up to 350 psi | 2413 kPa | 24 bar
- For OGS *Vic-Ring* products, see pg. 6
- Regional availability, contact **Victaulic** for details

AGS Flexible Coupling with *Vic-Ring*

STYLE W77

Download publication 16.12 for complete information

- Coupling installs on the supplied ring to maintain full pipe wall thickness on abrasive and/or corrosive systems
- Sizes from 14 – 78" | DN350 – DN1950
- Pressures up to 350 psi | 2413 kPa | 24 bar
- For OGS *Vic-Ring* products, see pg. 6
- Regional availability, contact **Victaulic** for details

AGS Rigid Coupling with *Vic-Ring*

STYLE W89

Download publication 16.15 for complete information

- Coupling installs on the supplied ring to maintain full pipe wall thickness on abrasive and/or corrosive systems
- Galvanized coated ductile iron coupling
- Sizes from 14 – 24" | DN350 – DN600
- Pressures up to 700 psi | 4830 kPa | 48 bar
- Regional availability, contact **Victaulic** for details

AGS Fittings

Download publication 20.05 for complete information

- Sizes from 14–60" | DN350–DN1500
- Fitting pressure ratings are equivalent to the maximum allowable working pressure (MAWP) of joints installed with Victaulic® AGS couplings
- For original groove fittings, download publication 07.01 for more information

Certifications/Listings:

c UL us LISTED | FM

Download publication 10.01 for Fire Protection Certifications/Listings

AGS Fittings

No. W10
90° Elbow

No. W11
45° Elbow

No. W12
22½° Elbow

No. W13
11¼° Elbow

No. W100
90° 1½ D Long Radius Elbow

No. W110
45° 1½ D Long Radius Elbow

No. W20
Tee

No. W25
Reducing Tee

No. W30
45° Lateral

No. W30-R
45° Reducing Lateral

No. W33
True Wye

No. W35
Cross

No. W42
Adapter Nipple (AGS Groove × Bevel)

No. W43
Adapter Nipple (AGS Groove × AGS Groove)

No. W45R
Flanged Adapter Nipple

No. W49
Adapter Nipple (AGS Groove × OGS Groove)

No. W50
Concentric Reducer

No. W51
Eccentric Reducer

No. W60
Cap



AGS Stainless Steel Schedule 10S Fittings

Download publication 17.05 for complete information

- Grooved ends eliminate pipe end preparation for the fittings
- Sizes from 14–24" | DN350–DN600
- Fitting pressure ratings are equivalent to the maximum allowable working pressure (MAWP) of joints installed with Victaulic® AGS couplings
- Offering includes elbows, tees, adapter nipples, caps, eccentric and concentric reducers

AGS *Vic-Flange* Adapter

STYLE W741

Download publication 20.04 for complete information

- Designed for directly incorporating flanged components with ANSI Class 125-150 bolt hole patterns
- Sizes from 14–24" | DN350–DN600
- Pressures up to 300 psi | 2068 kPa | 21 bar
- For original groove sizes 2–12" | DN50–DN300, **download publication 06.06** for information on Style 741

AGS Expansion Joint

STYLE W155

Download publication 20.12 for complete information

- Combination of Style W77 AGS couplings and short nipples, joined in tandem to provide increased expansion
- Sizes from 14–24" | DN350–DN600
- For original groove sizes ¾–12" | DN20–DN300, **download publication 09.05** for information on Style 155

AGS Expansion Barrel

STYLE W256

Download publication 09.16 for complete information

- Provides up to 42" | 1067 mm of in-line movement
- Designed for water and/or slurry services
- Sizes from 24–42" | DN600–DN1050
- Pressures up to 300 psi | 2068 kPa | 21 bar
- Regional availability, contact **Victaulic** for details

AGS Dynamic Movement Joint

STYLE W257

Download publication 20.16 for complete information

- Provides up to 4" | 102 mm of dynamic movement including differential settlement, seismic movement, and thermal movement
- Sizes from 14–78" | DN350–DN1950
- Working pressure is equal to the Style W77 coupling on equivalent wall thickness pipe, **download publication 20.03** for complete information
- Regional availability, contact **Victaulic** for details

AGS Vic™-300 Butterfly Valve

SERIES W761

Download publication 20.06 for complete information

- Offers an easily installed choice to cumbersome, multi-bolt wafer or lug-type flanged valves
- Sizes from 14–24" | DN350–DN600
- Pressures up to 300 psi | 2068 kPa | 21 bar
- For original groove sizes 2–12" | DN50–DN300, **download publication 08.20** for information on Series 761

Certifications/Listings:

CE

Download publication 10.01 for Fire Protection Certifications/Listings

AGS Butterfly Valve

SERIES W719

Download publication 23.19 for complete information

- Valve design, materials and testing conform to the requirements of AWWA C504
- Sizes from 14–60" | DN350–DN1500
- Pressure classes conforming to AWWA Class 250B to 48" | DN1200 and 150B for 48" | DN1200 and above

AGS *Vic-Check* Double Disc Valve

SERIES W715

Download publication 20.08 for complete information

- Utilizes a spring-assisted, double disc design that achieves drip tight sealing
- Can be installed in both horizontal or vertical (flow up) positions
- Sizes from 14–24" | DN350–DN600
- Pressures up to 230 psi | 1586 kPa | 16 bar
- For original groove sizes 2–12" | DN50–DN300, download publication 08.08 for information on Series 716H/716 or download publication 08.10 for information on Series 779

Certifications/Listings:

CE

Download publication 10.01 for Fire Protection Certifications/Listings

AGS Suction Diffuser

SERIES W731-D

Download publication 20.20 for complete information

- Allows building up at a 90° angle from the pump saving valuable space in the mechanical room while still protecting the pump against cavitation
- Flanges may be machined to match most global (ANSI, DIN, GB, JIS, and AS-E) flange bolt hole patterns within the diffuser pressure rating
- Sizes from 14–24" | DN350–DN600
- Pressures up to 300 psi | 2068 kPa | 21 bar
- For original groove sizes 3–12" | DN80–DN300, **download publication 09.20** for information on Series 731-D

Certifications/Listings:

CE

Download publication 10.01 for Fire Protection Certifications/Listings

AGS *Vic-Strainer* Tee Type

SERIES W730

Download publication 20.11 for complete information

- Lighter than flanged Y-type strainers and provides straight-through flow for lower pressure drop
- Sizes from 14–24" | DN350–DN600
- Pressures up to 300 psi | 2068 kPa | 21 bar
- For original groove sizes 1½–12" | DN40–DN300, **download publication 09.02** for information on Series 730

AGS *Vic-Strainer* Wye Type

SERIES W732

Download publication 20.19 for complete information

- Provides straight-through flow for lower pressure drop
- Sizes from 14–18" | DN350–DN450
- Pressures up to 300 psi | 2068 kPa | 21 bar
- For original groove sizes 2–12" | DN50–DN300, **download publication 09.03** for information on Series 732

Certifications/Listings:

CE

Download publication 10.01 for Fire Protection Certifications/Listings

Victaulic® Bolted Split-Sleeve Products (VBSP)

Victaulic offers a variety of pipe joining solutions specifically designed to meet the needs of your system.

Conforming to AWWA C227, *Victaulic* Bolted Split-Sleeve couplings are available in a range of unrestrained and restrained flexible designs for use on carbon steel, stainless steel, HDPE and other pipe materials.

Victaulic Bolted Split-Sleeve couplings are designed for use on water and wastewater transmission lines as well as hydroelectric penstock lines. VBSP couplings can also provide expansion and contraction capabilities when needed.

Download publication 02.06 for ANSI/NSF Potable Water Approvals/Listings

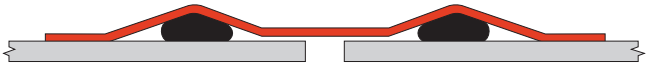

Couplings	page
Non-Restrained Flexible Coupling for Fiberglass Reinforced Plastic Pipe (Style 229S)	38
Non-Restrained Flexible Coupling for Carbon Steel Pipe (Style 230)	38
Non-Restrained Flexible Coupling for Stainless Steel Pipe (Style 230S)	38
Non-Restrained Flexible Expansion Coupling for Carbon Steel Pipe (Style 231)	39
Non-Restrained Flexible Expansion Coupling for Stainless Steel Pipe (Style 231S)	39
Restrained Coupling for Carbon Steel Pipe (Style 232)	39
Restrained Coupling for Stainless Steel Pipe (Style 232S)	40

Couplings	page
Restrained Flexible Couplings for Dynamic Joint Deflection on Carbon Steel Pipe (Style 233)	40
Restrained Flexible Couplings for Dynamic Joint Deflection on Stainless Steel Pipe (Style 233S)	40
Restrained Flexible Single-Gasket Coupling for Carbon Steel Pipe (Style 234)	41
Restrained Flexible Single-Gasket Coupling for Stainless Steel Pipe (Style 234S)	41

Expansion Joint	page
Stainless Steel Bellow Expansion Joint (Style 240S)	42

Tools	page
Manual and Hydraulic Closure Tools	138

Non-Restrained Flexible Coupling for Fiberglass Reinforced Plastic Pipe

STYLE 229S

Download publication 60.16 for complete information

- Designed for FRP odor control piping systems
- Can be installed in any weather
- No curing time required
- Sizes from 6–54" | DN150–DN1350
- Pressures up to 25 psi | 172 kPa | 1.7 bar

Non-Restrained Flexible Coupling for Carbon Steel Pipe

STYLE 230

Download publication 60.01 for complete information

- Non-restrained flexible pipe joint for water and wastewater pipelines
- Sizes from 8–144" | DN200–DN3600
- Pressures up to 400 psi | 2758 kPa | 28 bar
- Up to ½" | 13 mm intermittent axial movement
- Satisfies the requirements of AWWA C227
- Regional availability, contact **Victaulic** for details

Certifications/Listings:

NSF

Download publication 02.06 for ANSI/NSF Potable Water Approvals/Listings

Non-Restrained Flexible Coupling for Stainless Steel Pipe

STYLE 230S

Download publication 60.02 for complete information

- Non-restrained flexible pipe joint used where corrosion resistance is required
- Sizes from 3–96" | DN80–DN2400
- Pressures up to 300 psi | 2068 kPa | 21 bar
- Up to ½" | 13 mm intermittent axial movement
- Satisfies the requirements of AWWA C227
- Regional availability, contact **Victaulic** for details

Non-Restrained Flexible Expansion Coupling for Carbon Steel Pipe

STYLE 231

Download publication 60.03 for complete information

- Non-restrained flexible expansion joint provides up to 4" | 102 mm of axial movement
- Sizes from 16 – 144" | DN400 – DN3600
- Pressures up to 300 psi | 2068 kPa | 21 bar
- Satisfies the requirements of AWWA C227
- Regional availability, contact **Victaulic** for details

Non-Restrained Flexible Expansion Coupling for Stainless Steel Pipe

STYLE 231S

Download publication 60.04 for complete information

- Non-restrained flexible expansion joint provides up to 4" | 102 mm of axial movement
- Sizes from 3 – 96" | DN80 – DN2400
- Pressures up to 300 psi | 2068 kPa | 21 bar
- Satisfies the requirements of AWWA C227
- Regional availability, contact **Victaulic** for details

Restrained Flexible Coupling for Carbon Steel Pipe

STYLE 232

Download publication 60.05 for complete information

- Restrained flexible joint for use on water, wastewater, force main and penstock piping
- Sizes from 8 – 144" | DN200 – DN3600
- Pressures up to 400 psi | 2758 kPa | 28 bar
- Satisfies the requirements of AWWA C227
- Regional availability, contact **Victaulic** for details

Certifications/Listings:

NSF

Download publication 02.06 for ANSI/NSF Potable Water Approvals/Listings

Restrained Flexible Coupling for Stainless Steel Pipe

STYLE 232S

Download publication 60.06 for complete information

- Restrained flexible joint for use where corrosion resistance is required
- Sizes from 3–96" | DN80–DN2400
- Pressures up to 300 psi | 2068 kPa | 21 bar
- Satisfies the requirements of AWWA C227
- Regional availability, contact **Victaulic** for details

Restrained Flexible Coupling for Dynamic Joint Deflection on Carbon Steel Pipe

STYLE 233

Download publication 60.07 for complete information

- Restrained flexible joint that allows for dynamic (in-service) deflection
- Sizes from 8–144" | DN200–DN3600
- Pressures up to 300 psi | 2068 kPa | 21 bar
- Satisfies the requirements of AWWA C227
- Regional availability, contact **Victaulic** for details

Certifications/Listings:

NSF

Download publication 02.06 for ANSI/NSF Potable Water Approvals/Listings

Restrained Flexible Coupling for Dynamic Joint Deflection on Stainless Steel Pipe

STYLE 233S

Download publication 60.08 for complete information

- Restrained flexible joint for use where corrosion resistance is required
- Designed to allow for dynamic (in-service) deflection and thrust restraint at the joint
- Sizes from 3–96" | DN80–DN2400
- Pressures up to 300 psi | 2068 kPa | 21 bar
- Satisfies the requirements of AWWA C227
- Regional availability, contact **Victaulic** for details

Restrained Flexible Single-Gasket Coupling for Carbon Steel Pipe

STYLE 234

Download publication 60.09 for complete information

- Designed for use on water transmission, force mains and penstock lines
- Sizes from 8–120" | DN200–DN3000
- Pressures up to 300 psi | 2068 kPa | 21 bar
- Regional availability, contact **Victaulic** for details

Restrained Flexible Single-Gasket Coupling for Stainless Steel Pipe

STYLE 234S

Download publication 60.10 for complete information

- Ideal for field joint connections requiring flexibility and thrust restraint
- Sizes from 8–60" | DN200–DN1500
- Pressures up to 200 psi | 1379 kPa | 14 bar
- Regional availability, contact **Victaulic** for details

Stainless Steel Bellow Expansion Joint

STYLE 240S

Download publication 60.13 for complete information

- Concurrent axial, angular and/or lateral pipe movement possible
- Lateral offset at pipeline joints
- Designed to job-specific parameters
- Sizes from 3–96" | DN80–DN2400
- Regional availability, contact **Victaulic** for details



Plain End



Beveled End

Restraint Ring

Roll Groove



Fixed Flange

Floating Flange

Hole Cut System

Victaulic developed the hole cut piping system concept to enable a fast and easy mid-pipe outlet solution that would not require welding. The system allows for a direct branch connection at any location where a hole can be cut in the pipe. Gaskets are molded to conform to the outside diameter of the pipe and are pressure responsive to provide a seal. Victaulic® hole cut products are mounted to the pipe using either a locating collar (Style 920 and 920N) or a toe and heel (Style 923 and 924), and provide a smooth flow area.

Download publication 02.06 for ANSI/NSF Potable Water Approvals/Listings

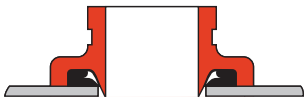

Outlets and Couplings	page
Mechanical-T Bolted Branch Outlet and Cross Assemblies (Style 920/920N)	44
Mechanical-T Bolted Branch Outlet for Stainless Steel (Style 422)	53
Mechanical-T Bolted Branch Outlet and Cross Assemblies for CTS Copper (Style 622)	70
Outlet Coupling (Style 72)	44
Vic-Let Strapless Outlet (Style 923)	45
Vic-O-Well Strapless Thermometer Outlet (Style 924)	45
Mechanical-T Spigot Outlet (Style 926)	45

Tools	pages
Vic-Tap Hole Cutting Tools	128–130

Mechanical-T Bolted Branch Outlet and Cross Assemblies

STYLE 920/920N

Download publication 11.02 for complete information

- Provides a direct branch connection at any location where a hole can be cut in the pipe
- Available as a tee or cross outlet with female threaded or grooved ends
- Sizes from 2–8" | DN50–DN200
- Pressures up to 500 psi | 3447 kPa | 34 bar

Certifications/Listings:

Download publication 10.01 for Fire Protection Certifications/Listings
Download publication 02.06 for ANSI/NSF Potable Water Approvals/Listings

Outlet Coupling

STYLE 72

Download publication 06.10 for complete information

- Joining device to provide an integral reducing outlet
- Sizes from 1½–6" | DN40–DN150
- Pressures up to 500 psi | 3447 kPa | 34 bar

Certifications/Listings:

Download publication 10.01 for Fire Protection Certifications/Listings
Download publication 02.06 for ANSI/NSF Potable Water Approvals/Listings

Vic-Let Strapless Outlet

STYLE 923

Download publication 11.05 for complete information

- Provides a fast, easy pipe outlet without the need for a strap or lower housing
- For use on 4" | DN100 and larger steel pipe (specify pipe size when ordering)
- ½" | DN15 or ¾" | DN20 outlet sizes available
- Pressures up to 300 psi | 2068 kPa | 21 bar

Certifications/Listings:

c UL us LISTED

Download publication 10.01 for Fire Protection Certifications/Listings

Vic-O-Well Strapless Thermometer Outlet

STYLE 924

Download publication 11.06 for complete information

- Provides a fast, easy connection, combining the features of a thermowell and strapless mechanical outlet
- For use on 4" | DN100 and larger steel pipe (specify pipe size when ordering)
- Features a ¾" | DN20 outlet size
- Pressures up to 300 psi | 2068 kPa | 21 bar

Mechanical-T Spigot Outlet

STYLE 926

Download publication 11.07 for complete information

- Designed to provide an outlet connection on HDPE, steel, and ductile iron pipe materials in IPS, ISO, and DIPS pipe sizes
- 4" outlets available for 10–32" IPS pipe diameters
- 6" outlets available for 16–48" IPS pipe diameters
- 114.3 mm outlets available for 250–800 mm ISO pipe diameters
- 168.3 mm outlets available for 400–1200 mm ISO pipe diameters

Plain End System for Carbon Steel

The Victaulic® plain end piping method is ideal for maintenance and repairs as well as new systems such as roof drains, slurries, tailings and oil field services.

Victaulic plain end couplings are primarily designed for use on standard weight steel pipe (Schedule 40), but may be used on light wall steel or other metallic pipe, such as aluminum or stainless steel. They are not intended for use on plastic pipe, plastic-coated pipe or brittle pipe, such as asbestos cement or cast iron. Nor are they intended for use on pipe with a surface hardness greater than 150 Brinell.

Download publication 02.06 for ANSI/NSF Potable Water Approvals/Listings

Coupling	page
Roust-A-Bout Plain End Coupling (Style 99)	47

Fittings	page
Fittings	48

Roust-A-Bout Plain End Coupling

STYLE 99

Download publication 14.02 for complete information

- Grips to provide a strong component for joining plain and beveled end pipe and fittings
- Not designed for use with plastic pipe
- Sizes from 1 – 18" | DN25 – DN450
- Pressures up to 750 psi | 5171 kPa | 52 bar
- Regional availability, contact Victaulic for details

Certifications/Listings:

c UL us LISTED

Download publication 10.01 for Fire Protection Certifications/Listings

Fittings

Download publication 14.04 for complete information

- Provides change of direction to plain end piping systems
- Ready to install fitting
- Compatible with Style 99 *Roust-A-Bout* coupling
- Fitting pressure rating conforms to pressure rating of installed Victaulic coupling
- Regional availability, contact **Victaulic** for details

Certifications/Listings:

c UL us LISTED

Download publication 10.01 for Fire Protection Certifications/Listings

No. 10P
90° Elbow

No. 11P
45° Elbow

No. 100P
90° Long Radius Elbow

No. 110P
45° Long Radius Elbow



No. 20P
Tee

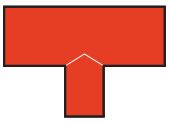

No. 25P
Reducing Tee

No. 30P
45° Lateral

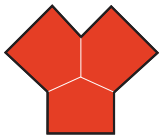

No. 33P
True Wye

No. 35P
Cross

No. 40P
Adapter Nipple (Plain End × Thread)

No. 42P
Adapter Nipple (Plain End × Bevel)

No. 43P
Adapter Nipple (Plain End × Groove)

No. 53P
Swaged Nipple

No. 61P
Steel Bull Plug

Stainless Steel System

Victaulic offers grooved and pressed systems that provide fast, easy and reliable solutions for joining ANSI and ISO wall thickness stainless steel pipe. Unique Victaulic® roll sets have been designed to achieve maximum performance for a range of pressure ratings for thin wall through the heaviest of schedules in numerous applications.

The revolutionary *Victaulic* Vic-Press™ for Schedule 10S system provides quick, easy and safe installation and maintenance for off-the-shelf ASTM A-312 stainless steel pipe. It has the integrity to stand up to the demands of industrial applications by providing a positive mechanical interlock between the pipe and the fitting.

The *Victaulic* StrengThin™ system, ideally suited for high pressure SWRO applications, delivers weld-like load carrying capabilities on thin wall stainless steel pipe. The system accommodates pressures up to 1200 psi | 8274 kPa | 83 bar, and is designed with duplex stainless steel to provide corrosion resistance. The system, consisting of couplings, fittings and valves, is specifically designed for use on Victaulic's proprietary *StrengThin* groove profile, and is available in 2–24" | DN50–DN600.

The *Victaulic StrengThin* 100 system is specifically designed to perform up to 232 psi | 1600 kPa | 16 bar on thin wall Type 304/316 stainless steel pipe. Exclusively for use with couplings, fittings, valves, accessories and pipe which feature ends formed with Victaulic's proprietary *StrengThin* 100 groove profile, the system is available in sizes 2–12" | DN50–DN300, and it eliminates the need for pickling or passivating the joint and for a fire watch.

Download publication 02.06 for ANSI/NSF Potable Water Approvals/Listings

Couplings

	page
Type 316 Rigid Coupling (Style 489)	51
Rigid Coupling for Stainless Steel (Style 89)	51
Duplex Rigid Coupling (Style 489DX)	51
Type 316 Flexible Coupling (Style 77S)	52
Type 316 Lightweight Flexible Coupling (Style 475)	52
Duplex Flexible Coupling (Style 77DX)	52
Duplex Flexible Coupling (Style 475DX)	53
AGS Rigid Coupling for Stainless Steel (Style W89)	30

Adapter

	page
Type 316 *Vic-Flange* Adapter (Style 441)	53

Hole Cut

	page
Stainless Steel *Mechanical-T* Bolted Branch Outlet (Style 422)	53

Fittings

	page
Stainless Steel Schedule 10S Fittings	54
Stainless Steel Schedule 40S Fittings	55
AGS Stainless Steel Schedule 10S Fittings	33

Valves **page**

Vic™-300 MasterSeal™ Stainless Steel Butterfly Valve (Series 461) 56

Stainless Steel Check Valve (Series 416) 56

Stainless Steel Swing Check Valve (Series 712S) 56

Duplex Double Disc Check Valve (Series 415) 57

Type 316 *Vic-Ball* Valve (Series 726S) 57

Super Duplex *Vic-Ball* Valve (Series 726D) 57

Three-Piece Vic-Press™ Ball Valve (Series P569 Groove × Groove) 58

Duplex Plug Valve (Series 465 and 466) 58

***Vic-Press* System** **page**

For Schedule 10S Stainless Steel 304 59

For Schedule 10S Stainless Steel 316 60

Vic-Press Tool (PFT510) 132

StrengThin™ System **page**

StrengThin High Pressure Coupling (Style D08) 61

StrengThin High Pressure Fittings 61

Duplex Double Disc Check Valve (Series 415) 57

Duplex Plug Valve (Series 465 and 466) 58

***StrengThin* 100 System** **page**

StrengThin 100 Rigid Coupling (Style E497) 62

StrengThin 100 Fittings 62

Vic-300 *MasterSeal* Stainless Steel Butterfly Valve (Series E461) 63

Stainless Steel Check Valve (Series E416) 63

StrengThin 100 Expansion Joint (Style E155) 63

StrengThin 100 Field Portable Roll Grooving Tool (RG3600) 115

To learn more visit strengthin100.com

Type 316 Rigid Coupling

STYLE 489

Certifications/Listings:

Download publication 10.01 for Fire Protection Certifications/Listings

Download publication 17.25 for complete information

- Greatly reduces linear or angular movement and is useful for valve connections where rigidity is required
- Designed for use with fittings and valves featuring Victaulic® Original Groove System (OGS) grooved ends for fast installation
- Sizes from 1½–12" | DN40–DN300
- Pressures up to 600 psi | 4137 kPa | 41 bar
- For the duplex stainless steel coupling, download publication 17.33 for Style 489DX

Rigid Coupling for Stainless Steel

STYLE 89

Certifications/Listings:

Download publication 17.24 for complete information

- Greatly reduces linear or angular movement and is useful for valve connections where rigidity is required
- Designed for use with fittings and valves featuring *Victaulic* Original Groove System (OGS) grooved ends for fast installation
- Galvanized coated ductile iron coupling
- Sizes from 2–12" | DN50–DN300
- Pressures up to 1200 psi | 8274 kPa | 83 bar
- For the duplex stainless steel coupling, download publication 17.33 for Style 489DX

Duplex Rigid Coupling

STYLE 489DX

Download publication 17.33 for complete information

- Greatly reduces linear or angular movement and is useful for valve connections where rigidity is required
- Designed for use with fittings and valves featuring *Victaulic* Original Groove System (OGS) grooved ends for fast installation
- Sizes from 2–12" | DN50–DN300
- Pressures up to 1200 psi | 8274 kPa | 83 bar
- Optional super duplex stainless steel housing
- For the Type 316 stainless steel coupling, download publication 17.25 for Style 489

Type 316 Flexible Coupling

STYLE 77S

Download publication 17.03 for complete information

- Provides a rugged mechanical joint for grooved end stainless steel piping systems
- Designed for use with fittings and valves featuring Victaulic® Original Groove System (OGS) grooved ends for fast installation
- Sizes from 8–18" | DN200–DN450
- Pressures up to 300 psi | 2068 kPa | 21 bar
- For the duplex coupling in sizes ¾–6" | DN20–DN150, download publication 17.20 for information on Style 77DX

Type 316 Lightweight Flexible Coupling

STYLE 475

Download publication 17.14 for complete information

- Designed to provide a flexible mechanical joint for grooved end stainless steel piping systems
- Designed for use with fittings and valves featuring *Victaulic* Original Groove System (OGS) grooved ends for fast installation
- Sizes from 1–4" | DN25–165.1 mm
- Pressures up to 500 psi | 3447 kPa | 34 bar
- For the duplex coupling, download publication 17.34 for information on Style 475DX

Certifications/Listings:

EAC DVGW WaterMark

Duplex Flexible Coupling

STYLE 77DX

Download publication 17.20 for complete information

- Designed to provide a rugged mechanical joint for roll grooved stainless steel systems
- Designed for use with fittings and valves featuring *Victaulic* Original Groove System (OGS) grooved ends for fast installation
- Sizes from ¾–6" | DN20–DN150
- Pressures up to 1200 psi | 8274 kPa | 83 bar
- Optional super duplex stainless steel housing
- For Type 316 stainless steel coupling in sizes 8–18" | DN200–DN450, download publication 17.03 for information on Style 77S

Certifications/Listings:

WaterMark

Duplex Lightweight Flexible Coupling

STYLE 475DX

Download publication 17.34 for complete information

- Unique coupling design permits assembly by removing one nut/bolt and scissoring housing over gasket
- Designed for use with fittings and valves featuring Victaulic® Original Groove System (OGS) grooved ends for fast installation
- Sizes from 1–4" | DN25–DN100
- Pressures up to 500 psi | 3447 kPa | 34 bar
- Optional super duplex stainless steel housing
- For the Type 316 stainless steel coupling, download publication 17.14 for Style 475

Type 316 *Vic-Flange* Adapter

STYLE 441

Download publication 17.27 for complete information

- ANSI Class 150
- Constructed from Grade CF8M stainless steel, making it ideal for externally corrosive environments
- Sizes from 2–6" | DN50–DN150
- Pressures up to 275 psi | 1896 kPa | 19 bar

Stainless Steel *Mechanical-T* Bolted Branch Outlet

STYLE 422

Download publication 17.02 for complete information

- Provides a direct *Victaulic* Original Groove System (OGS) grooved or threaded branch connection at any location where a hole can be cut in the pipe
- A pressure responsive gasket provides the seal
- Also suitable for use with HDPE pipe
- Sizes from 3–8" | DN80–DN200
- Pressures up to 300 psi | 2068 kPa | 21 bar

Certifications/Listings:

NSF

Download publication 02.06 for ANSI/NSF Potable Water Approvals/Listings

Stainless Steel Schedule 10S Fittings

Download publication 17.16 for complete information

- Grooved ends eliminate pipe end preparation for the fittings
- Designed for use with couplings featuring Victaulic® Original Groove System (OGS) grooved ends for fast installation
- Sizes from ¾–12" | DN20–DN300
- Available in Type 304L or 316L
- Download publication 17.27 for stainless steel flange options

Certifications/Listings:

Download publication 02.06 for ANSI/NSF Potable Water Approvals/Listings

No. 410 SS
90° Elbow

No. 411 SS
45° Elbow

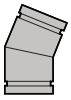

No. 412 SS
22½° Elbow

No. 413 SS
11¼° Elbow

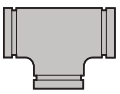

No. 420 SS
Tee

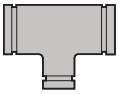

No. 425 SS
Grooved Branch Reducing Tee

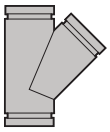

No. 430 SS
45° Lateral

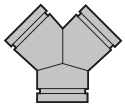

No. 433 SS
True Wye

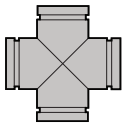

No. 435 SS
Cross

No. 441N
Flanged Adapter Nipple (EMEA-I Only)

No. 442 SS
Adapter Nipple (Groove × Bevel)

No. 443 SS
Adapter Nipple (Groove × Groove)

No. 445F
Flat Face Flanged Adapter Nipple

No. 445R
Raised Face Flanged Adapter Nipple

No. 450 SS
Concentric Reducer

No. 451 SS
Eccentric Reducer

No. 460 SS
Cap

Stainless Steel Schedule 40S Fittings

Download publication 17.16 for complete information

- Grooved ends eliminate pipe end preparation for the fittings
- Designed for use with couplings featuring Victaulic® Original Groove System (OGS) grooved ends for fast installation
- Sizes from ¾ – 12" | DN20 – DN300
- Available in Type 304L or 316L
- Designed for higher pressure systems
- Download publication 17.27 for stainless steel flange options

Certifications/Listings:

NSF

Download publication 02.06 for ANSI/NSF Potable Water Approvals/Listings

No. 410H SS
90° Elbow

No. 411H SS
45° Elbow

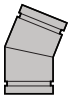

No. 412H SS
22½° Elbow

No. 413H SS
11¼° Elbow

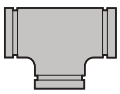

No. 420H SS
Tee

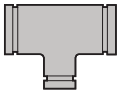

No. 425H SS
Grooved Branch Reducing Tee

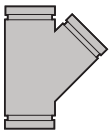

No. 430H SS
45° Lateral

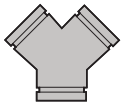

No. 433H SS
True Wye

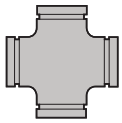

No. 435H SS
Cross

No. 440H SS
Adapter Nipple (Groove × Thread)

No. 441N
Flanged Adapter Nipple (EMEA-I Only)

No. 442H SS
Adapter Nipple (Groove × Bevel)

No. 443H SS
Adapter Nipple (Groove × Groove)

No. 445F
Flat Face Flanged Adapter Nipple

No. 445R
Raised Face Flanged Adapter Nipple

No. 450H SS
Concentric Reducer

No. 451H SS
Eccentric Reducer

No. 460H SS
Cap

Vic™-300 MasterSeal™ Stainless Steel Butterfly Valve

SERIES 461

Download publication 17.40 for complete information

- Designed for bi-directional, dead end services to full working pressure
- Available without handle, with gear operator, with lever lock handle and memory stop, or with 10-position handle and memory stop
- Designed for use with fittings and couplings featuring Victaulic® Original Groove System (OGS) grooved ends for fast installation
- Sizes from 2–8" | DN50–DN200
- Pressures up to 300 psi | 2068 kPa | 21 bar

Certifications/Listings:

Download publication 10.01 for Fire Protection Certifications/Listings
Download publication 02.06 for ANSI/NSF Potable Water Approvals/Listings

Stainless Steel Check Valve

SERIES 416

Download publication 17.41 for complete information

- Resilient-seat spring return swing check valve designed for horizontal or vertical (upward flow) applications
- Designed for use with fittings and couplings featuring *Victaulic* Original Groove System (OGS) grooved ends for fast installation
- Sizes from 2–12" | DN50–DN300
- Pressures up to 300 psi | 2068 kPa | 21 bar

Certifications/Listings:

Download publication 10.01 for Fire Protection Certifications/Listings
Download publication 02.06 for ANSI/NSF Potable Water Approvals/Listings

Stainless Steel Swing Check Valve

SERIES 712S

Download publication 17.08 for complete information

- The large closure access bonnet permits easy access for in-line service
- Designed for use with fittings and couplings featuring *Victaulic* Original Groove System (OGS) grooved ends for fast installation on inlet and outlet ports
- Available in size 2" | DN50
- Pressures up to 300 psi | 2068 kPa | 21 bar

Certifications/Listings:

Download publication 10.01 for Fire Protection Certifications/Listings

Duplex Double Disc Check Valve

SERIES 415

Download publication 17.37 for complete information

- Designed for use with pipe which features ends formed with either Victaulic's proprietary StrengThin™ groove profile or the Victaulic® Original Groove System (OGS) profile, specify when ordering
- Sizes from 2–18" | DN50–DN450
- Pressures up to 1200 psi | 8274 kPa | 83 bar

Certifications/Listings:

Download publication 02.06 for ANSI/NSF Potable Water Approvals/Listings

Type 316 *Vic-Ball* Valve

SERIES 726S

Download publication 17.22 for complete information

- High pressure Type 316 stainless steel standard port ball valve with *Victaulic* Original Groove System (OGS) grooved ends
- Sizes from 1½–6" | DN40–DN150
- Pressures up to 1000 psi | 6895 kPa | 69 bar

Super Duplex *Vic-Ball* Valve

SERIES 726D

Download publication 17.28 for complete information

- High pressure super duplex stainless steel standard port ball valve with *Victaulic* Original Groove System (OGS) grooved ends
- Sizes from 2–6" | DN50–DN150
- Pressures up to 1200 psi | 8274 kPa | 83 bar

Certifications/Listings:

Download publication 10.01 for Fire Protection Certifications/Listings

Three-Piece Vic-Press™ Ball Valve

SERIES P569

Download publication 18.14 for complete information

- The three-piece swing-out design permits easy in-line maintenance
- Quarter-turn, bubble-tight shut-off valve, available in three end configurations: Press × Press, Groove × Press and Groove × Groove
- Sizes from ½–2" | DN15–DN50
- Pressures up to 400 psi | 2758 kPa | 28 bar
- For the entire Vic-Press™ line of products, see pgs. 59 and 60

Certifications/Listings:

Download publication 10.01 for Fire Protection Certifications/Listings
Download publication 02.06 for ANSI/NSF Potable Water Approvals/Listings

Duplex Plug Valve

SERIES 465

Download publication 17.36 for complete information

- Typically used in reverse osmosis desalination plants for on/off and control services
- Available without operator or with manual, pneumatic, hydraulic and electric actuators
- Available for use with pipe which features ends formed with either Victaulic's proprietary StrengThin™ groove profile or the Victaulic® Original Groove System (OGS) profile, specify when ordering
- Sizes from 2–20" | DN50–DN500
- Pressures up to 1450 psi | 9997 kPa | 100 bar

Certifications/Listings:

Download publication 10.01 for Fire Protection Certifications/Listings
Download publication 02.06 for ANSI/NSF Potable Water Approvals/Listings

Duplex Plug Valve

SERIES 466

Download publication 17.39 for complete information

- Typically used in reverse osmosis desalination plants for on/off and control services or in submerged applications
- Available for use with pipe which features ends formed with either the Victaulic's proprietary *StrengThin* groove profile or the *Victaulic* Original Groove System (OGS) profile, specify when ordering
- Sizes from 10–24" | DN250–DN600
- Pressures up to 1200 psi | 8274 kPa | 83 bar

Certifications/Listings:

Download publication 02.06 for ANSI/NSF Potable Water Approvals/Listings

Vic-Press™ For Schedule 10S Stainless Steel Type 304

Download publication 18.12 for complete information

- Fast, easy, reliable way to join small diameter Schedule 5S or 10S Type 304/304L stainless steel
- Meets ASME requirements for ANSI Class 150 systems
- Sizes from ½–2" | DN15–DN50
- Pressures up to 500 psi | 3447 kPa | 34 bar

Certifications/Listings:

FM | WaterMark | cULus Classified Water Quality ANSI/NSF 61 & 372

Download publication 10.01 for Fire Protection Certifications/Listings
Download publication 02.06 for ANSI/NSF Potable Water Approvals/Listings

Connection Key

P Press
F Female Thread
M Male Thread
T Plain End
L Flanged
G Grooved

Style P540
End Cap

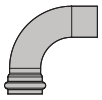

Style P542
90° Street Elbow
(P×T)

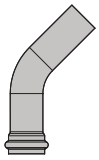

Style P543
45° Street Elbow
(P×T)

Style P561
Weld Adapter
(P×T)

Style P565
Van Stone Flange Adapter
(P×L)

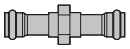

Style P584
Threaded Union
(P×P)

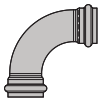

Style P586
Short Tangent 90° Elbow
(P×P)

Style P587
Transition Nipple
(G×T)

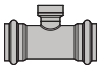

Style P588
Tee with Threaded Branch
(P×P×F)

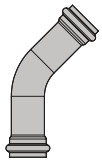

Style P591
45° Elbow
(P×P)

Style P592
Tee
(P×P×P)

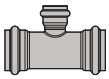

Style P593
Tee with Reducing Branch
(P×P×P)

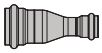

Style P594
Concentric Reducer
(P×P)

Style P595
Flange Adapter
(P×L)

Style P596
Male Threaded Adapter
(P×M)

Style P597
Standard Coupling
(P×P)

Style P599
Female Threaded Adapter
(P×F)

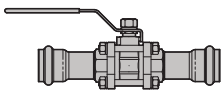

Style P569
Stainless Steel Ball Valve
(P×P shown)
(G×G and P×G also available)

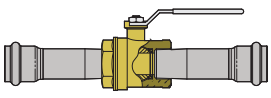

Style P589
Brass Body Ball Valve
(P×P)

PFT510
Vic-Press Tool,
pg. 132

Vic-Press™ For Schedule 10S Stainless Steel Type 316

Download publication 18.11 for complete information

- Fast, easy, reliable way to join small diameter Schedule 5S or 10S Type 316/316L stainless steel
- Meets ASME requirements for ANSI Class 150 systems
- Sizes from ½–2" | DN15–DN50
- Pressures up to 500 psi | 3447 kPa | 34 bar

Certifications/Listings:

FM | WaterMark | cULus Classified Water Quality ANSI/NSF 61 & 372

Download publication 10.01 for Fire Protection Certifications/Listings
Download publication 02.06 for ANSI/NSF Potable Water Approvals/Listings

Connection Key

P Press
F Female Thread
M Male Thread
T Plain End
L Flanged
G Grooved

Style P507
Standard Coupling
(P×P)

Style P508
Slip Coupling
(P×P)

Style P560
End Cap

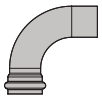

Style P562
90° Street Elbow
(P×T)

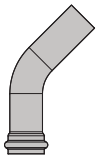

Style P563
45° Street Elbow
(P×T)

Style P566
Van Stone Flange Adapter
(P×L)

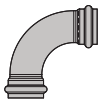

Style P568
Short Tangent 90° Elbow
(P×P)

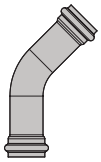

Style P571
45° Elbow
(P×P)

Style P572
Tee
(P×P×P)

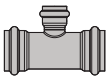

Style P573
Tee with Reducing Branch
(P×P×P)

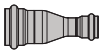

Style P574
Concentric Reducer
(P×P)

Style P575
Flange Adapter
(P×L)

Style P576
Male Threaded Adapter
(P×M)

Style P577
Transition Nipple
(G×T)

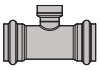

Style P578
Tee with Threaded Branch
(P×P×F)

Style P579
Female Threaded Adapter
(P×F)

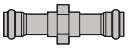

Style P585
Threaded Union
(P×P)

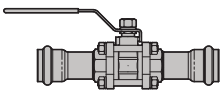

Style P569
Stainless Steel Ball Valve
(P×P shown)
(G×G and P×G also available)

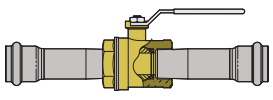

Style P589
Brass Body Ball Valve
(P×P)

PFT510
Vic-Press Tool,
pg. 132

StrengThin™ High Pressure Rigid Coupling

STYLE D08

Download publication 17.30 for complete information

- Designed for use on high pressure thin wall super austenitic, duplex and super duplex stainless steel pipe
- Exclusively for use on pipe which feature ends formed with Victaulic's proprietary StrengThin™ groove profile
- Sizes from 2–20" | DN50–DN500
- Pressures up to 1200 psi | 8274 kPa | 83 bar
- Regional availability, contact **Victaulic** for details

StrengThin™ High Pressure Fittings

Download publication 17.32 for complete information

- Designed for use on high pressure thin wall super austenitic, duplex and super duplex stainless steel pipe
- Exclusively for use on pipe which feature ends formed with Victaulic's proprietary *StrengThin* groove profile
- Sizes from 2–20" | DN50–DN500
- Pressures up to 1200 psi | 8274 kPa | 83 bar
- Regional availability, contact **Victaulic** for details

No. 401DX
90° Elbow

No. 402DX
Tee

No. 403DX
45° Elbow

No. 404DX
Concentric Reducer

No. 405DX
Reducing Tee

No. 406DX
Cap



StrengThin™ 100 Rigid Coupling

STYLE E497

Download publication 31.02 for complete information

- Exclusively for use on thin wall stainless steel pipe which features Victaulic's proprietary StrengThin™ 100 groove profile
- Sizes from 2–12" | DN50–DN300
- Pressures up to 232 psi | 1600 kPa | 16 bar
- Regional availability, contact **Victaulic** for details

Certifications/Listings:

DVGW WRAS

StrengThin™ 100 Fittings

Download publication 31.04 for complete information

- Exclusively for use on thin wall stainless steel pipe which features Victaulic's proprietary *StrengThin* 100 groove profile
- Sizes from 2–12" | DN50–DN300
- Regional availability, contact **Victaulic** for details

Certifications/Listings:

DVGW WRAS

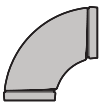

No. E490
90° Elbow

No. E491
45° Elbow

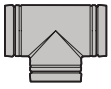

No. E492
Tee

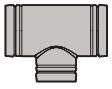

No. E493
Reducing Tee

No. E494
Adapter Nipple (Plain End × ST100 Groove)

No. E494G
Cast Adapter Nipple (ST100 Groove × OGS Groove)

No. E494W
Wrought Adapter Nipple (ST100 Groove × OGS Groove)

No. E495
Concentric Reducer

No. E496
Cap

No. E498
Flange Adapter

Vic™-300 MasterSeal™ Stainless Steel Butterfly Valve

SERIES E461

Download publication 17.40 for complete information

- Exclusively for use on thin wall stainless steel pipe which features Victaulic's proprietary StrengThin™ 100 groove profile
- Designed for bi-directional, dead end services to full working pressure
- Available with multiple handle options
- Sizes from 2–6" | DN50–DN150
- Pressures up to 300 psi | 2068 kPa | 21 bar
- Regional availability, contact **Victaulic** for details

Certifications/Listings:

Download publication 10.01 for Fire Protection Certifications/Listings
Download publication 02.06 for ANSI/NSF Potable Water Approvals/Listings

Stainless Steel Check Valve

SERIES E416

Download publication 17.41 for complete information

- Exclusively for use on thin wall stainless steel pipe which features Victaulic's proprietary *StrengThin* 100 groove profile
- Resilient-seat spring return swing check valve designed for horizontal or vertical (upward flow) applications
- Sizes from 2–12" | DN50–DN300
- Pressures up to 300 psi | 2068 kPa | 21 bar
- Regional availability, contact **Victaulic** for details

Certifications/Listings:

Download publication 10.01 for Fire Protection Certifications/Listings
Download publication 02.06 for ANSI/NSF Potable Water Approvals/Listings

StrengThin™ 100 Expansion Joint

STYLE E155

Download publication 31.07 for complete information

- Exclusively for use on thin wall stainless steel pipe which features Victaulic's proprietary *StrengThin* 100 groove profile
- Sizes from 2–12" | DN50–DN300
- Style E155 expansion joints are rated to the working pressure of the coupling used
- Regional availability, contact **Victaulic** for details

Copper System

The Victaulic® grooved copper system offers a full line of couplings, fittings and valves for systems rated up to 300 psi | 2068 kPa | 21 bar, as well as a line of roll grooving tools for on-site grooving. The *Victaulic* grooved copper system is cold-formed, eliminating the need for soldering or brazing. The copper connection system joins 2–8" | 54.0–206.4 mm | DN50–DN200 of the following types of copper tube:

- CTS: Types K, L, M or DWV
- AS: Types A, B or D
- EN 1057: R250

Download publication 02.06 for ANSI/NSF Potable Water Approvals/Listings

Couplings — **page**

QuickVic™ Rigid Coupling for CTS Copper 66

Rigid Coupling for Australian Standard and European Copper 66

Installation-Ready™ Transition Coupling for CTS Copper to Stainless Steel for Potable Water 66

Adapter — **page**

Vic-Flange Adapter for CTS and European Copper 67

Dielectric Fitting — **page**

Dielectric Fitting for CTS to IPS 67

Fittings — **page**

Installation-Ready Fittings for CTS Copper 68

Fittings for Copper 69

Valve — **page**

Butterfly Valve for CTS Copper 70

Outlet — **page**

Mechanical-T Bolted Branch Outlet and Cross Assemblies for CTS Copper 70

For CTS standard products for copper tubing (Types K, L, M or DWV) download publication 22.01

For Australian Standard (AS) products for copper tubing (Types A, B or D) download publication 22.10

For EN 1057 standard products for copper tubing (R250) download publication 22.11

QuickVic™ Rigid Coupling for CTS Copper

STYLE 607

Download publication 22.13 for complete information

- Designed for use on K, L, M or DWV copper tubing
- Sizes from 2–8" | 54.0–206.4 mm
- Pressures up to 300 psi | 2068 kPa | 21 bar
- Regional availability, contact **Victaulic** for details

Certifications/Listings:

Download publication 10.01 for Fire Protection Certifications/Listings
Download publication 02.06 for ANSI/NSF Potable Water Approvals/Listings

Rigid Coupling for Australian Standard and European Copper

STYLE 606

Download publication 22.10 for Australian Standard
Download publication 22.11 for European

- Style 606 for Australian Standard copper available in sizes from 2–8" | DN50–DN200
- Style 606 for European copper available in sizes from 2–6" | DN50–DN150
- Pressures up to 355 psi | 2448 kPa | 24 bar
- Regional availability, contact **Victaulic** for details

Certifications/Listings:

Installation-Ready™ Transition Coupling for CTS Copper to Stainless Steel for Potable Water

STYLE 644

Download publication 22.44 for complete information

- Provides direct, single coupling connection
- Designed for use only on Types 304 or 316 Schedules 10S and 40S stainless steel pipe and ASTM B88 Types K, L and M copper tubing and ASTM B306 Type DWV copper tubing
- Sizes from 2–6" | DN50–DN150
- Pressures up to 300 psi | 2068 kPa | 21 bar
- Regional availability, contact **Victaulic** for details

Certifications/Listings:

Download publication 02.06 for ANSI/NSF Potable Water Approvals/Listings

Vic-Flange Adapter for CTS and European Copper

STYLE 641

Download publication 22.03 for CTS
Download publication 22.11 for European

- Sizes from 2–6" | 54.0–155.6 mm | DN50–DN150
- Pressures up to 300 psi | 2068 kPa | 21 bar
- Regional availability, contact **Victaulic** for details

Certifications/Listings:

Download publication 10.01 for Fire Protection Certifications/Listings

Dielectric Fitting for CTS to IPS

STYLE 647

Download publication 22.21 for complete information

- Used to join carbon steel or stainless steel pipe to copper tubing with one fitting
- Available in groove × groove, groove × thread or thread × thread
- Sizes from ½–4" | 12.2–104.8 mm
- Pressures up to 300 psi | 2068 kPa | 21 bar
- Regional availability, contact **Victaulic** for details

Certifications/Listings:

Download publication 02.06 for ANSI/NSF Potable Water Approvals/Listings

Installation-Ready™ Fittings for CTS Copper

Download publication 22.15 for complete information

- Convenience of a one-piece fitting with the simplicity of the Style 607 rigid coupling
- Sizes from 2–3" | 54.0–79.4 mm
- Pressures up to 300 psi | 2068 kPa | 21 bar
- Regional availability, contact **Victaulic** for details

Certifications/Listings:

Download publication 02.06 for ANSI/NSF Potable Water Approvals/Listings

No. 670
90° Elbow

No. 671
45° Elbow

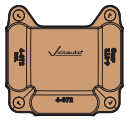

No. 672
Tee

No. 673
Concentric Reducer

No. 675
Reducing Tee

To learn more visit victauliccopperfittings.com

Certifications/Listings:

Download publication 10.01 for Fire Protection Certifications/Listings
Download publication 02.06 for ANSI/NSF Potable Water Approvals/Listings

Fittings for Copper

Download publication 22.04 for CTS fittings
Download publication 22.10 for AS fittings
Download publication 22.11 for EN 1057 fittings

- Full-flow, standard radius copper fittings are supplied as either roll grooved wrought copper or bronze fittings
- Designed for installation in copper systems using either a Style 607 rigid coupling, Style 606 rigid coupling, or a Style 641 flange adapter
- Sizes from 2–8" | 54.0–206.4 mm | DN50–DN200 for CTS and EN 1057 fittings
- Sizes from 2–6" | DN50–DN150 for AS fittings
- Pressures up to 300 psi | 2068 kPa | 21 bar
- Regional availability, contact **Victaulic** for details

No. 610
No. 610-AS
No. 610-EN
90° Elbow

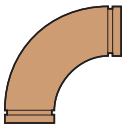

No. 610-LR-AS
90° Long Radius Elbow

No. 611
No. 611-AS
No. 611-EN
45° Elbow

No. 611-LR-AS
45° Long Radius Elbow

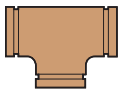

No. 620
No. 620-AS
No. 620-EN
Tee

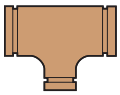

No. 625
No. 625-EN
Reducing Tee (Groove × Groove × Groove)



No. 626
No. 626-EN
Reducing Tee (Groove × Groove × Cup)

No. 643
Adapter Nipple

No. 650
No. 650-AS
No. 650-EN
Concentric Reducer (Groove × Groove)

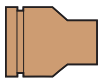

No. 652
No. 652-EN
Concentric Reducer (Groove × Cup)

No. 660
No. 660-AS
No. 660-EN
Cap

Butterfly Valve for CTS Copper

SERIES 608N

Download publication 22.14 for complete information

- Joins quickly to copper tube by utilizing Style 607 rigid couplings
- Sizes from 2½–6" | 66.7–155.6 mm
- Pressures up to 300 psi | 2068 kPa | 21 bar
- Regional availability, contact **Victaulic** for details

Certifications/Listings:

Download publication 02.06 for ANSI/NSF Potable Water Approvals/Listings

Mechanical-T Bolted Branch Outlet and Cross Assemblies for CTS Copper

STYLE 622

Download publication 22.12 for complete information

- Provides a direct branch connection at any location on K, L and M copper tubing
- Sizes from 2½–4" | 66.7–104.8 mm
- Pressures up to 300 psi | 2068 kPa | 21 bar
- Regional availability, contact **Victaulic** for details

Certifications/Listings:

Download publication 10.01 for Fire Protection Certifications/Listings
Download publication 02.06 for ANSI/NSF Potable Water Approvals/Listings

Shouldered Steel System

Victaulic offers a range of couplings, fittings and valves for shouldered piping systems from 2–12" | DN50–DN300, up to 610 psi | 4200 kPa | 42 bar. Style SC77 features Installation-Ready™ technology which eliminates loose parts and speeds installation time.

Download publication 02.06 for ANSI/NSF Potable Water Approvals/Listings

Couplings

	page
Installation-Ready Flexible Coupling for Shouldered Steel Pipe (Style SC77)	72
Flexible Coupling for Shouldered Steel Pipe (Style SC85)	72
Transition Coupling for HDPE to Shouldered Steel (Style SC998)	72

Fittings

	page
Shouldered Steel Fittings	73

Valves

	page
Shouldered Gate Valve (Series 7S2)	74
Shouldered Butterfly Valve (Series 761SC)	74

Installation-Ready™ Flexible Coupling for Shouldered Steel Pipe

STYLE SC77

Download publication 16.10 for complete information

- Sizes from 2–8" | DN50–DN200 (pipe O.D.)
- Pressures up to 580 psi | 4000 kPa | 40 bar
- Supplied standard with galvanized coating
- Regional availability, contact **Victaulic** for details

Flexible Coupling for Shouldered Steel Pipe

STYLE SC85

Download publication 16.21 for complete information

- Sizes from 2–12" | DN50–DN300 (pipe O.D.)
- Pressures up to 610 psi | 4200 kPa | 42 bar
- Supplied standard with galvanized coating
- Regional availability, contact **Victaulic** for details



Transition Coupling for HDPE to Shouldered Steel

STYLE SC998

Download publication 19.08 for complete information

- Sizes available to join 63–110 mm HDPE pipe to 2–4" | DN50–DN100 shouldered pipe (pipe O.D.)
- Pressures rating conforms to the maximum rating of the pipe
- Regional availability, contact **Victaulic** for details

Shouldered Steel Fittings

Download publication 07.06 for complete information

- Shouldered end fittings designed to be installed using either the Style SC77 Installation-Ready™ flexible coupling or the Style SC85 flexible coupling
- Sizes from 2–8" | DN50–DN200 (pipe O.D.)
- Pressure ratings conform to ratings of installed coupling
- Fittings supplied standard with galvanized coating
- Regional availability, contact **Victaulic** for details

No. SC10
90° Elbow

No. SC11
45° Elbow

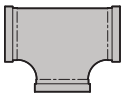

No. SC20
Tee

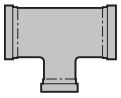

No. SC25
Reducing Tee

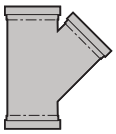

No. SC30
45° Lateral

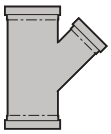

No. SC30-R
45° Reducing Lateral

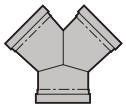

No. SC33
True Wye

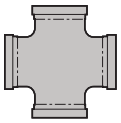

No. SC35
Cross

No. SC45F
Flat Face Flanged Adapter Nipple

No. SC45R
Raised Face Flanged Adapter Nipple

No. SC50
Concentric Reducer

No. SC60
Cap

Shouldered Gate Valve

SERIES 7S2

Download publication 08.44 for complete information

- Non-Rising Stem (NRS) gate valve designed in accordance with AS-2638.2
- Sizes from 3–8" | DN80–DN200 (pipe O.D.)
- Pressures up to 365 psi | 2517 kPa | 25 bar
- Regional availability, contact **Victaulic** for details

Shouldered Butterfly Valve

SERIES 761SC

Download publication 08.31 for complete information

- Designed for bi-directional, dead end services to full working pressure
- Available bare, with gear operator, with lever lock handle and memory stop or with 10-position handle and memory stop
- Sizes from 2–8" | DN50–DN200 (pipe O.D.)
- Pressures up to 300 psi | 2068 kPa | 21 bar
- Regional availability, contact **Victaulic** for details

Ductile Iron System

The Victaulic® grooved ductile iron piping system is the fastest and easiest method for joining ductile iron pipe with 75% fewer bolts than flanging. *Victaulic* grooved piping components are available for use on AWWA C-606 class 53 pipe or heavier, and have a pressure rating of up to 500 psi | 3447 kPa | 34 bar, with a size range from 3–36" | DN80–DN900. Flush-Seal™ gaskets are specifically designed to seal on ductile iron pipe surfaces providing a triple seal to promote leak-free service for the life of the system.

Download publication 02.06 for ANSI/NSF Potable Water Approvals/Listings

Couplings

	page
Coupling for Ductile Iron (Style 31)	76
Transition Coupling for IPS to Ductile Iron (Style 307)	76

Adapter

	page
Vic-Flange Adapter for Ductile Iron (Style 341)	76

Fittings

	pages
Fittings for Ductile Iron	77–78

Outlet

	page
Mechanical-T Spigot Outlet (Style 926)	45

Valves

	page
Check Valve for Ductile Iron (Series 317)	79
Vic-Plug Valve for Ductile Iron (Series 365)	79

Coupling for Ductile Iron

STYLE 31

Download publication 23.02 for complete information

- Provides a rigid or flexible joint on Class 53 or heavier wall pipe
- Sizes from 3–36" | DN80–DN900
- Pressures up to 500 psi | 3447 kPa | 34 bar
- Optional coatings include orange enamel, coal tar epoxy, organic zinc primer and bituminous
- Regional availability, contact **Victaulic** for details

Certifications/Listings:

c UL us LISTED | FM

Download publication 10.01 for Fire Protection Certifications/Listings

Transition Coupling for IPS to Ductile Iron

STYLE 307

Download publication 23.03 for complete information

- Single transition for connecting grooved end IPS steel to grooved end ductile iron
- Sizes from 3–12" | DN80–DN300
- Pressures up to 500 psi | 3447 kPa | 34 bar
- Optional coatings include galvanized, organic zinc primer and bituminous
- Regional availability, contact **Victaulic** for details

Certifications/Listings:

c UL us LISTED | FM

Download publication 10.01 for Fire Protection Certifications/Listings

Vic-Flange Adapter for Ductile Iron

STYLE 341

Download publication 23.04 for complete information

- Designed for direct connection of flanged components into a grooved cast or ductile system
- Sizes from 3–24" | DN80–DN600
- Pressures up to 250 psi | 1724 kPa | 17 bar
- Optional coatings include coal tar epoxy, organic zinc primer and bituminous
- Regional availability, contact **Victaulic** for details

Certifications/Listings:

c UL us LISTED | FM

Download publication 10.01 for Fire Protection Certifications/Listings

Fittings for Ductile Iron

Download publication 23.05 for complete information

- Supplied with rigid radius grooves in accordance with ANSI/AWWA C-606
- Conform to ANSI 21.10/AWWA C-110 for center-to-end dimensions and AWWA C-153 or ANSI 21.10/AWWA C-110 for wall thicknesses
- Available with a wide variety of coatings and linings
- Victaulic can supply tapped fittings that meet ANSI B16.1 dimensions
- Sizes from 3–36" | DN80–DN900
- Regional availability, contact **Victaulic** for details

Certifications/Listings:

c UL us LISTED | FM

Download publication 10.01 for Fire Protection Certifications/Listings
Download publication 02.06 for ANSI/NSF Potable Water Approvals/Listings

No. 10-C
90° Elbow

No. 100-C
90° Long Radius Elbow

No. 10-CB
Base Elbow

No. 100-CB
Long Radius Base Elbow

No. 10-CF
90° Flare

No. 100-CF
90° Long Radius Flare

No. 10-CR
90° Reducing Elbow

No. 100-CR
90° Long Radius Reducing Elbow

No. 10-CS
90° Side Outlet

No. 11-C
45° Elbow

No. 12-C
22 ½° Elbow

No. 13-C
11 ¼° Elbow

No. 20-C
Tee

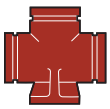

No. 20-CB
Base Tee

No. 20-CS
Tee Side Outlet

No. 21-C
Bullhead Tee

No. 25-C
Reducing Tee

No. 25-CB
Reducing Base Tee

Fittings for Ductile Iron

Download publication 23.05 for complete information

- Supplied with rigid radius grooves in accordance with ANSI/AWWA C-606
- Conform to ANSI 21.10/AWWA C-110 for center-to-end dimensions and AWWA C-153 or ANSI 21.10/AWWA C-110 for wall thicknesses
- Available with a wide variety of coatings and linings
- Victaulic can supply tapped fittings that meet ANSI B16.1 dimensions
- Sizes from 3–36" | DN80–DN900
- Regional availability, contact **Victaulic** for details

Certifications/Listings:

c UL us LISTED | FM

Download publication 10.01 for Fire Protection Certifications/Listings
Download publication 02.06 for ANSI/NSF Potable Water Approvals/Listings

No. 30-C
45° Lateral

No. 30-CR
45° Reducing Lateral

No. 33-C
True Wye

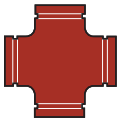

No. 35-C
Cross

No. 35-CR
Reducing Cross

No. 43-CF
Straight Flare

No. 50-C
Concentric Reducer

No. 51-C
Eccentric Reducer

No. 60-C
Cap

Check Valve for Ductile Iron

SERIES 317

Download publication 23.09 for complete information

- Conforms to AWWA C-508 requirements for water and wastewater treatment services
- Sizes from 3 – 12" | DN80 – DN300
- Pressures up to 175 psi | 1207 kPa | 12 bar
- Regional availability, contact **Victaulic** for details

Vic-Plug Valve for Ductile Iron

SERIES 365

Download publication 23.06 for complete information

- Conforms to AWWA C-509 standard for end-to-end dimensions
- Round port provides better flow and allows easier passage of cleaning pigs
- Sizes from 3 – 12" | DN80 – DN300
- Pressures up to 175 psi | 1207 kPa | 12 bar
- Regional availability, contact **Victaulic** for details

High Performance System for Steam and Chemical Services

Victaulic has expanded its product line to include the industry's first grooved mechanical piping solution designed for use on commercial and industrial steam, condensate and chemical service piping. Available in sizes 2–8" | DN50–DN200, the system includes the Style 870 rigid coupling, the Series 871 gate valve, the Series 159 flexible loop, a full line of fittings, the RG1200 in-place roll grooving tool, and pipe preparation tool roll sets that eliminate the need to weld steam systems up to 200 psi | 1379 kPa | 14 bar.

To learn more visit victaulicsteam.com

Coupling	page
High Performance Rigid Coupling for Steam and Chemical Services (Style 870)	81

Fittings	page
OGS-200 Grooved End Fittings	82

Valve	page
Gate Valve (Series 871)	82

Flexible Loop	page
Flexible Loop (Series 159)	82

Pipe Preparation Tool	page
OGS-200 Field Portable Roll Grooving Tool (RG1200)	113

For more information on Victaulic® OGS-200 roll groove specifications, download publication 25.12.



High Performance Rigid Coupling for Steam and Chemical Services

STYLE 870

Download publication 100.02 for complete information

- Excellent chemical resistance
- Exclusively for use on pipe which features ends formed with Victaulic's proprietary OGS-200 groove profile
- Sizes from 2–8" | DN50–DN200
- Saturated steam: Pressures up to 200 psi | 1379 kPa | 14 bar
- Nonsteam: Full vacuum up to 740 psi | 5102 kPa | 51 bar
- -20°F to +388°F | -29°C to +198°C
- Regional availability, contact **Victaulic** for details

OGS-200 Grooved End Fittings

Download publication 100.01 for complete information

- 90° and 45° elbows, tees and reducing tees, caps, reducers and flange adapter nipples available
- Exclusively for use on pipe which features ends formed with Victaulic's proprietary OGS-200 groove profile
- Sizes from 2–8" | DN50–DN200
- Pressure ratings are equivalent to the Victaulic coupling used to install them
- Regional availability, contact **Victaulic** for details

Gate Valve

SERIES 871

Download publication 100.12 for complete information

- Bi-directional shut off service
- Meets API 600 and API 598 requirements
- Exclusively for use on pipe which features ends formed with Victaulic's proprietary OGS-200 groove profile
- Sizes from 2–8" | DN50–DN200
- Saturated steam and nonsteam: Pressures up to 200 psi | 1379 kPa | 14 bar
- +32°F to +388°F | 0°C to +198°C
- Regional availability, contact **Victaulic** for details



Flexible Loop

SERIES 159

Download publication 100.13 for complete information

- Accommodates piping movement from thermal changes, seismic activity, and differential building settlement
- Exclusively for use on pipe which features ends formed with Victaulic's proprietary OGS-200 groove profile
- Sizes from 2–8" | DN50–DN200
- Saturated steam and nonsteam: Pressures up to 150 psi | 1034 kPa | 10 bar
- +32°F to +366°F | 0°C to +186°C
- Regional availability, contact **Victaulic** for details

Hydronic Balancing Solutions

Victaulic provides balancing products that allow contractors to improve productivity on the job site and engineers to accurately control building temperatures while optimizing energy efficiency. Balancing valves enhance comfort and cut energy costs through precise control of building temperature. Victaulic® KOIL-KIT™ Coil Packs provide a coil solution delivered to the job site as a pre-connected unit for faster and easier installation.

Download publication 02.06 for ANSI/NSF Potable Water Approvals/Listings

Balancing Valves

	pages
Manual Balancing Valves	85
Manual Balancing Ball Valve	86
Automatic Balancing Valves	86–87
ICSS Low Lead Balancing Valve (TA Series 76X)	88

Balancing and Control Valves

	page
Terminal Balancing and Control Valve—Female × Female (TA Series TC)	88
Terminal Balancing Valve for Modulating Control—Female × Female (TA Series TCM)	88
Combined Balancing and Control Valve—Thread × Thread (TA Series 7FC)	89
Pressure Independent Modulating Balancing and Control Valve (PIBCV) Thread × Thread (TA Series 7FP)	89
Compact Pressure Independent Balancing and Control Valve (TA Series 7CP)	90
Pressure Independent Balancing and Modulating Control Valve (TA Series 7MP)	90
Control Valve with Return Temperature Controller (TA Series 7CT)	90

Regional availability, contact Victaulic for details

Differential Pressure Controllers page

Differential Pressure Controller — Female Threaded End (TA Series 793) 91

Differential Pressure Controller — Flanged End (TA Series 794) 91

Differential Pressure Controller — Flanged End (TA Series 7PR) 91

KOIL-KIT™ Coil Packs page

Standard *KOIL-KIT* Coil Pack (Series 799) 92

Coil Pack with ATC and Bypass Options (Series 79B and 79A) 92

Coil Pack for Air Handling Units (Series 79C and 79D) 93

Coil Hose 93

Y-Strainer/Ball Valve Combination (Series 78Y) 94

Ball Valve/Union Combination (Series 78T) 94

Union Port Fitting (Series 78U) 94

Balancing Instruments page

CMI Pressure Differential Meter 95

TA Scope™ 95

Link Differential Pressure Sensor 95

Equipment Modules page

Vibration Isolation Air Handling Unit Drop 24

Regional availability, contact Victaulic for details

Manual Balancing Valves

½–2" | DN15–DN50

Download publication 08.16 for complete information

- "Y" patterned globe valve
- Digital hand wheel with 4 turns to open, and includes memory stop
- Pressures up to 300 psi | 2068 kPa | 21 bar
- Rated from -4°F to +250°F | -20°C to +120°C
- Regional availability, contact **Victaulic** for details

TA Series 786
Solder End

TA Series 787
Female Threaded End

Series 78K
Union Inlet



Manual Balancing Valves

2½–16" | 73.0 mm–DN400

Download publication 08.16 for complete information

- "Y" patterned globe valve
- Digital hand wheel with 8, 12, or 16 turns to open (depending on size), and includes memory stop
- Pressures up to 350 psi | 2413 kPa | 24 bar
- Rated from -4°F to +250°F | -20°C to +120°C
- Regional availability, contact **Victaulic** for details

TA Series 788
Class 150 Flanged End
2½–16" | 73.0 mm–DN400



TA Series 789
Grooved End
2½–12" | 73.0 mm–DN300

Manual Balancing Ball Valve

TA SERIES 78BL

Download publication 08.50 for complete information

- Shut-off, manual throttling and measuring valve with reduced port
- Lead-free brass body complies with ANSI/NSF 372 requirements
- Sizes from ½–2" | DN15–DN50
- Pressures up to 400 psi | 2800 kPa | 28 bar
- Rated from -4°F to +250°F | -20°C to +120°C
- Regional availability, contact **Victaulic** for details

Certifications/Listings:

Download publication 02.06 for ANSI/NSF Potable Water Approvals/Listings

Automatic Balancing Valves

THREADED END

Download publication 08.34 for complete information

- Contains an automatic cartridge with a replaceable orifice plate, specify cartridge type when ordering
- Differential pressure range dependent upon cartridge selected; 43.5 psi | 300 kPa | 3 bar or 87 psi | 600 kPa | 6 bar
- DZR Brass body with an EPDM O-Ring and NPT thread
- Sizes from ½–2" | DN15–DN50
- Pressures up to 365 psi | 2517 kPa | 25 bar
- Rated from -4°F to +250°F | -20°C to +120°C
- Regional availability, contact **Victaulic** for details

Series 76T
Female × Female

Series 76K
Male × Female

Automatic Balancing Valve with Ball Valve Kit

THREADED END

Download publication 08.34 for complete information

- Contains an automatic cartridge with a replaceable orifice plate, specify cartridge type when ordering
- Differential pressure range dependent upon cartridge selected; 43.5 psi | 300 kPa | 3 bar or 87 psi | 600 kPa | 6 bar
- DZR Brass body with an EPDM O-Ring and NPT thread
- Sizes from ½–2" | DN15–DN50
- Pressures up to 365 psi | 2517 kPa | 25 bar
- Rated from -4°F to +250°F | -20°C to +120°C
- Regional availability, contact **Victaulic** for details

Series 76B
Female Threaded End

Series 76V
Union Inlet

Automatic Balancing Valve

SERIES 76G (GROOVED END)

Download publication 08.34 for complete information

- Integrated orifice plate for direct flow measurement
- Grooved body connection for easy maintenance
- Differential pressure range 1.9–87 psi | 13–600 kPa | 0.15–6 bar
- Size from 2½–6" | 73.0 mm–DN150
- Pressures up to 365 psi | 2517 kPa | 25 bar
- Rated from -4°F to +230°F | -20°C to +110°C
- Regional availability, contact **Victaulic** for details

ICSS Low Lead Balancing Valve

TA SERIES 76X

Download publication 08.51 for complete information

- Differential pressure options
  2–32 psi | 13.78–220.6 kPa | .15–2 bar and
  5–60 psi | 34–414 kPa | 3–4 bar
- Sizes from ½–¾" | DN15–DN20
- Pressures up to 400 psi | 2758 kPa | 28 bar
- Regional availability, contact **Victaulic** for details

Certifications/Listings:

Download publication 02.06 for ANSI/NSF Potable Water Approvals/Listings

Terminal Balancing and Control Valve—Female × Female

TA SERIES TC

Download publication 08.38 for complete information

- Designed for on/off control
- Ensures accurate hydronic control and optimum throughput over a long lifetime
- Sizes from ½–1" | DN15–DN25
- Pressures up to 230 psi | 1586 kPa | 16 bar
- Rated from -4°F to +250°F | -20°C to +120°C
- Regional availability, contact **Victaulic** for details

Terminal Balancing Valve for Modulating Control—Female × Female

TA SERIES TCM

Download publication 08.38 for complete information

- Designed for modulating control or on/off
- Ensures accurate hydronic control and optimum throughput over a long lifetime
- Sizes from ½–1" | DN15–DN25
- Pressures up to 230 psi | 1586 kPa | 16 bar
- Rated from -4°F to +250°F | -20°C to +120°C
- Regional availability, contact **Victaulic** for details

Combined Balancing and Control Valve — Thread × Thread

TA SERIES 7FC

Download publication 08.52 for complete information

- Measures flow, differential pressure, temperature and pump head
- EQM characteristics (Equal Percentage Modified)
- 1¼ – 2" | DN32 – DN50: Female NPT Threads; Pressures up to 230 psi | 1586 kPa | 16 bar
- 2½ – 6" | 73.0 mm – DN150: ANSI Class 150 Flange; Pressures up to 365 psi | 2517 kPa | 25 bar
- Rated from -4°F to +250°F | -20°C to +120°C
- Regional availability, contact **Victaulic** for details

Pressure Independent Balancing and Control Valve (PIBCV)

TA SERIES 7FP

Download publication 08.53 for complete information

- Measures flow, differential pressure, temperature and pump head
- EQM characteristics (Equal Percentage Modified)
- 1¼ – 2" | DN32 – DN50: Female NPT Threads; Pressures up to 230 psi | 1586 kPa | 16 bar
- 2½ – 6" | 73.0 mm – DN150: ANSI Class 150 Flange; Pressures up to 365 psi | 2517 kPa | 25 bar
- Rated from -4°F to +250°F | -20°C to +120°C
- Regional availability, contact **Victaulic** for details

Compact Pressure Independent Balancing and Control Valve

TA SERIES 7CP

Download publication 08.37 for complete information

- Lower pump head/energy consumption
- Sizes from ½–1¼" | DN15–DN32
- Pressures up to 230 psi | 1586 kPa | 16 bar
- Rated from +32°F to +194°F | +0°C to +90°C
- Regional availability, contact **Victaulic** for details

Pressure Independent Balancing and Modulating Control Valve

TA SERIES 7MP

Download publication 08.55 for complete information

- EQM flow characteristics provide highly precise temperature control
- Sizes from ½–3" | DN15–DN80
- Pressures up to 365 psi | 2517 kPa | 25 bar
- Rated from +32°F to +194°F | +0°C to +90°C
- Regional availability, contact **Victaulic** for details

Control Valve with Return Temperature Controller

TA SERIES 7CT

Download publication 08.36 for complete information

- Lower pump head/energy consumption
- Sizes from ½–1" | DN15–DN25
- Pressures up to 230 psi | 1586 kPa | 16 bar
- Rated from +14°F to +122°F | -10°C to +50°C
- Regional availability, contact **Victaulic** for details

Differential Pressure Controller—Female Threaded End

TA SERIES 793

Download publication 08.29 for complete information

- Features AMETAL® body providing dielectric protection
- Sizes from ½–2" | DN15–DN50
- Capable of stabilizing differential pressures up to 23.3 psi | 160 kPa | 1.6 bar
- Regional availability, contact **Victaulic** for details

Differential Pressure Controller—Flanged End

TA SERIES 794

Download publication 08.29 for complete information

- Features a ductile iron body
- Sizes from 2½–4" | 73.0 mm–DN100
- Capable of stabilizing differential pressures up to 23.3 psi | 160 kPa | 1.6 bar
- Regional availability, contact **Victaulic** for details

Differential Pressure Controller—Flanged End

TA Series 7PR

Download publication 08.46 for complete information

- Features a ductile iron valve body and a non-ferrous AMETAL® DZR brass copper alloy pilot body
- Sizes from 2½–8" | 73.0 mm–DN200
- Capable of stabilizing differential pressures up to 116 psi | 800 kPa | 8 bar
- Rated from -4°F to +250°F | -20°C to +120°C
- Regional availability, contact **Victaulic** for details

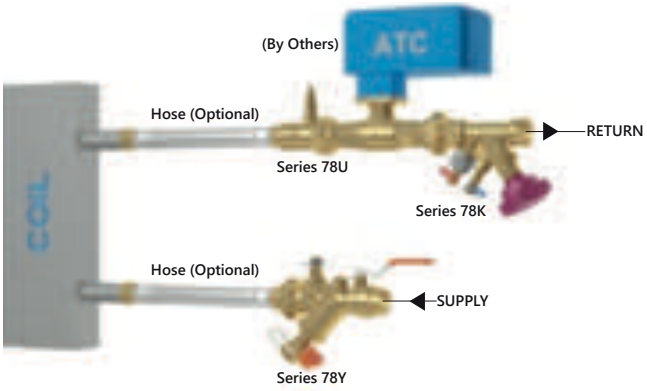

Standard KOIL-KIT™ Coil Pack

SERIES 799

Download publication 08.30 for complete information

- The Series 799 consists of the following components: a Series 78Y Y-strainer/ball valve or Series 78T ball valve union combination; a Series 78U union port fitting; and a Series 78K, Series 786 (sweat) or Series 78BL balancing valve; with or without hoses; and with or without PT and handle extensions
- Suitable for a variety of hot and cold water applications including treated and untreated water systems
- Sizes from ½–2" | DN15–DN50
- Regional availability, contact **Victaulic** for details

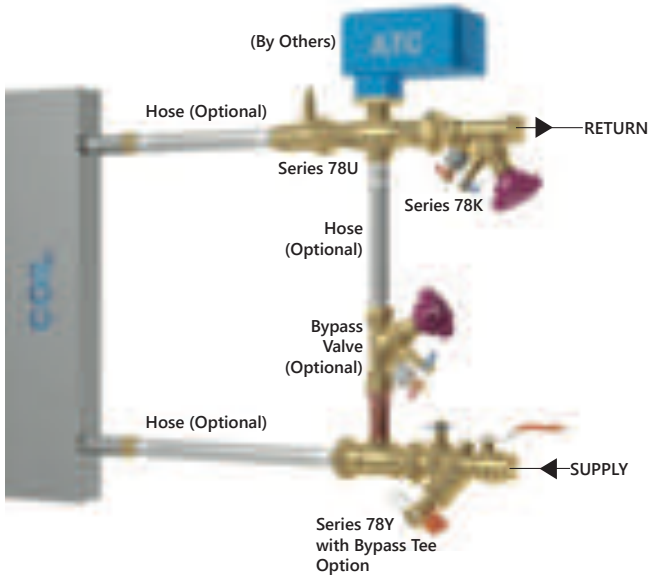

KOIL-KIT™ Coil Pack with ATC and Bypass Options

SERIES 79B and SERIES 79A

Download publication 08.30 for complete information

- The Series 79B consists of the following components: Series 78Y Y-strainer/ball valve or Series 78T ball valve union combination, two coil hoses, a Series 78U union port fitting, and a balancing valve as well as various options for bypass valves
- The Series 79A includes option to have the ATC valve of your choice assembled and shipped with the Victaulic® *KOIL-KIT* coil pack
- Sizes from ½–2" | DN15–DN50
- Regional availability, contact **Victaulic** for details

KOIL-KIT™ Coil Pack for Air Handling Units

SERIES 79C and SERIES 79D

Download publication 08.35 for complete information

- The Series 79C consists of the following components: Series 732 strainer with a blow down drain valve and a balancing valve
- The Series 79D includes the option of adding a Style 925 drain/air vent assembly included with the Victaulic® KOIL-KIT™ coil pack
- The Style 925 is provided with a Style 107 QuickVic™ rigid coupling which is used for connecting the Style 925 to the balancing valve
- Sizes from 2½–6" | 73.0 mm–DN300
- Regional availability, contact **Victaulic** for details

KOIL-KIT™ Coil Hose

Download publication 08.30 for complete information

- Stainless steel braided hose and an EPDM polymer core with stainless ferrules; available as male by female swivel and male by male swivel
- Available lengths:
  12" | 300 mm; 24" | 610 mm; 36" | 914 mm
- Sizes from ½–2" | DN15–DN50
- 375 psi | 2585 kPa | 26 bar maximum CWP (varies by size)
- Suitable for operating temperatures up to +230°F | +110°C
- Regional availability, contact **Victaulic** for details

KOIL-KIT™ Y-Strainer/Ball Valve Combination

SERIES 78Y

Download publication 08.30 for complete information

- DZR brass body consisting of a full port valve, strainer and blow down valve with flow measuring ports
- Multiple end connections available
- Sizes from ½–2" | DN15–DN50
- Pressures up to 400 psi | 2758 kPa | 28 bar
- Rated up to +230°F | +110°C
- Regional availability, contact **Victaulic** for details

KOIL-KIT™ Ball Valve/Union Combination

SERIES 78T

Download publication 08.30 for complete information

- DZR brass body consisting of a union and blow down valve with flow measuring ports
- Multiple end connections available
- Sizes from ½–2" | DN15–DN50
- Pressures up to 400 psi | 2758 kPa | 28 bar
- Rated up to +230°F | +110°C
- Regional availability, contact **Victaulic** for details

KOIL-KIT™ Union Port Fitting

SERIES 78U

Download publication 08.30 for complete information

- Multiple end connections available
- Sizes from ½–2" | DN15–DN50
- Pressures up to 400 psi | 2758 kPa | 28 bar
- Rated up to +230°F | +110°C
- Regional availability, contact **Victaulic** for details

CMI Pressure Differential Meter

TA SERIES 73M

Download publication 08.16 for complete information

- A handheld instrument for measuring differential pressure, temperature and flow through balancing valves in hydronic systems
- Consists of a sensor unit and an instrument unit programmed with the TA valve characteristics, which makes it possible to take a direct reading of flow and differential pressure
- Regional availability, contact **Victaulic** for details

TA Scope™

TA SERIES 734

Download publication 08.16 for complete information

- A wireless, handheld device for the swift and accurate measurement of differential pressure, flow, temperature and power
- An independent sensor communicates with the TA Scope™ to deliver data quickly, thereby enabling contractors to balance a system, troubleshoot hydronic problems and log system performance
- Used in conjunction with HySelect computer program to obtain the most economical system design
- Regional availability, contact **Victaulic** for details

Link Differential Pressure Sensor

TA SERIES 736

Download publication 08.16 for complete information

- Provides connection between a building's heating and cooling and the building's monitoring system (BMS)
- Continuously measures the flow and differential pressure through and across the IMI TA balancing valves
- Measurement probes provided for direct connection to the measurement points on all TA Series 786, 787, 788, and 789 balancing valves
- Regional availability, contact **Victaulic** for details

Refuse-to-Fuse™ System for HDPE Pipe

Strong, durable, and easy to install, the Victaulic® *Refuse-to-Fuse* mechanical joining system for high-density polyethylene (HDPE) offers a complete line of Installation-Ready™ plain end and grooved solutions. Installation is up to ten times faster than fusion, weather agnostic, and requires only simple tools. *Refuse-to-Fuse* couplings can be buried or submerged, boast pressure ratings that meet or exceed pressure ratings of HDPE pipe, and offer visual verification of proper joint assembly.

Download publication 02.06 for ANSI/NSF Potable Water Approvals/Listings

Style 905

Style 908

Style 907

Style 904

To learn more visit refuse-to-fuse.com

Couplings

	page
Refuse-to-Fuse Coupling for Plain End HDPE Pipe (Style 905)	98
Refuse-to-Fuse Transition Coupling for HDPE-to-Steel Pipe (Style 907)	98
Refuse-to-Fuse Coupling for Double-Grooved HDPE Pipe (Style 908)	98

Adapter

	page
Refuse-to-Fuse Flange Adapter for HDPE-to-Flanged Pipe (Style 904)	99

Fittings

	page
Refuse-to-Fuse Fittings for HDPE Pipe	99

Valve

	page
Refuse-to-Fuse Knife Gate Valve for HDPE Pipe (Series 906)	99

Outlet

	page
Mechanical-T Spigot Outlet (Style 926)	45

Pipe Preparation Tool

	page
Refuse-to-Fuse Cut Grooving Tool for HDPE Pipe	127

Refuse-to-Fuse™ Coupling for Plain End HDPE Pipe

STYLE 905

Download publication 19.07 for complete information

- Designed for plain end HDPE pipe (SDR 7 – SDR 21)
- Utilizes patented Installation-Ready™ technology to eliminate loose parts
- Sizes from 2 – 8" IPS and 63 – 225 mm ISO
- Pressure rating meets or exceeds the performance capabilities of the pipe

Certifications/Listings:

Download publication 10.01 for Fire Protection Certifications/Listings
Download publication 02.06 for ANSI/NSF Potable Water Approvals/Listings

Refuse-to-Fuse™ Transition Coupling for HDPE-to-Steel Pipe

STYLE 907

Download publication 19.10 for complete information

- Designed to provide a single transition from plain end HDPE pipe (SDR 7 – SDR 21) to grooved steel sized piping system components
- Utilizes patented *Installation-Ready* technology to eliminate loose parts
- Sizes from 2 – 8" IPS HDPE to 2 – 8" IPS grooved steel
- Sizes from 63 – 225 mm ISO HDPE to 2 – 8" \| DN50 – DN200 ISO grooved steel
- Pressure rating meets or exceeds the performance capability of the pipe

Certifications/Listings:

Download publication 10.01 for Fire Protection Certifications/Listings
Download publication 02.06 for ANSI/NSF Potable Water Approvals/Listings



Refuse-to-Fuse™ Coupling for Double-Grooved HDPE Pipe

STYLE 908

Download publication 19.09 for complete information

- Designed for double-grooved HDPE (SDR 7 – SDR 21)
- Sizes from 8 – 36" IPS and 250 – 900 mm ISO
- Standard Victaulic® coupling assembly procedure used for installation

Certifications/Listings:

Download publication 10.01 for Fire Protection Certifications/Listings
Download publication 02.06 for ANSI/NSF Potable Water Approvals/Listings

Refuse-to-Fuse™ Flange Adapter for HDPE-to-Flanged Pipe

STYLE 904

Download publication 19.12 for complete information

- Designed to provide a single transition from plain end HDPE pipe to flanged piping system components
- Utilizes patented Installation-Ready™ technology to eliminate loose parts
- Sizes from 3–8" IPS HDPE to 3–8" IPS ANSI Class 150 Flange
- Regional availability, contact **Victaulic** for details

Refuse-to-Fuse™ Fittings for HDPE Pipe

Download publication 19.11 for complete information

- Available in SDR 7, SDR 9, SDR 11, and SDR 17
- Sizes from 2–8" IPS and 63–225 mm ISO
- Full flow fittings
- For use with Style 905, Style 907, and Style 904

No. H10 90° Elbow

No. H11 45° Elbow

No. H20 Tee

No. H50 Reducer



Refuse-to-Fuse™ Knife Gate Valve for HDPE Pipe

SERIES 906

Download publication 19.06 for complete information

- Designed for fluid lines containing solids, slurry, and/or abrasive media
- All wear parts can be replaced in-line without removing the valve from the pipeline
- Utilizes *Installation-Ready* technology to eliminate loose parts
- Manual, hydraulic, pneumatic, and electric actuation available
- Sizes from 3–8"
- Pressures up to 150 psi | 1035 kPa | 10 bar

Aquamine™ PVC System

Victaulic® *Aquamine* reusable PVC piping system offers a complete line of reusable pipe, fittings, valves and specialty items. This product line is ideal for a wide variety of water and chemical services due to the high-impact resistance of *Aquamine* PVC pipe and synthetic rubber O-rings. The spline assembly used in *Victaulic Aquamine* PVC piping uniquely engages into the grooves of both the coupling and the pipe. The thickened pipe end provides joint reinforcement and security.

Download publication 02.06 for ANSI/NSF Potable Water Approvals/Listings

Pipe	page
Aquamine Pipe (Series 2900)	102

Couplings	page
Aquamine Couplings Female to Female (Series 2904) Female to Female Beveled Female to Solvent Cement Female (Series 2905) Female to Female with Female NPT Outlet (Series 2930) Female to Female with Female NPT Formed Outlet (Series 2937, 2938, 2939)	102
Aquamine Coupling for Plain End PVC (Series 2970)	103
Aquamine Transition Coupling for PVC to HDPE (Series 2971)	103
Aquamine Transition Coupling for PVC to Groove (Series 2972)	103

Fittings	page
Aquamine Fittings	104

Valves	page
Aquamine Ball Valve (Series 2921)	105
Aquamine Butterfly Valve (Series 2950)	105

Pipe Preparation Tool	page
Aquamine Grooving Tool	128

Aquamine™ PVC Pipe

SERIES 2900

Download publication 50.01 for complete information

- PVC 1120 Type 1, grade 1 (class 12454) conforming to ASTM D-1784 and ASTM D-2241
- Sizes from 2 – 12" | DN50 – DN300
- Pressures up to 350 psi | 2413 kPa | 24 bar

Certifications/Listings:

NSF

Download publication 02.06 for ANSI/NSF Potable Water Approvals/Listings

Aquamine™ Couplings

Download publication 50.01 for complete information

- Sizes from 2 – 12" | DN50 – DN300
- Pressures up to 350 psi | 2413 kPa | 24 bar

Certifications/Listings:

NSF

Download publication 02.06 for ANSI/NSF Potable Water Approvals/Listings

Series 2904
Female to Female

Female to Female Beveled

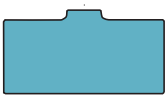

Series 2937 (1" | 25 mm Outlet)
Series 2938 (1½" | 38 mm Outlet)
Series 2939 (2" | 50 mm Outlet)
Female to Female with Female NPT Formed Outlet

Series 2905
Female to Solvent Cement Female

Series 2930
Female to Female with Female NPT Outlet

Aquamine™ Coupling for Plain End PVC

SERIES 2970

Download publication 50.01 for complete information

- Coupling for plain end PVC systems; no pipe preparation required
- Sizes from 2–8" | DN50–DN200
- Pressures up to 350 psi | 2413 kPa | 24 bar

Aquamine™ Transition Coupling for PVC to HDPE

SERIES 2971

Download publication 50.05 for complete information

- Provides convenient transition from PVC to HDPE without need for special adapters
- Sizes from 2–8" | DN50–DN200
- Pressures up to 350 psi | 2413 kPa | 24 bar

Aquamine™ Transition Coupling for PVC to Groove

SERIES 2972

Download publication 50.06 for complete information

- Provides convenient transition from PVC to grooved steel without need for special adapters
- Sizes from 2–8" | DN50–DN200
- Pressures up to 350 psi | 2413 kPa | 24 bar

Aquamine™ Fittings

Download publication 50.01 for complete information

- Variety of straight and reducing fittings
- Sizes from 2–12" | DN50–DN300
- Pressures up to 350 psi | 2413 kPa | 24 bar

Certifications/Listings:

NSF

Download publication 02.06 for ANSI/NSF Potable Water Approvals/Listings

Series 2906
Male × Plain End Male Adapter Nipple

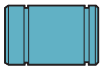

Series 2907
Male × Victaulic® OGS Groove Adapter Nipple

Series 2908
Male × Male NPT Adapter Nipple

Series 2909
Plain End Male × Male NPT Adapter Nipple

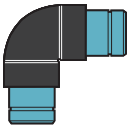

Series 2910
Male × Male 90° Elbow

Series 2911
Male × Male 22½° Elbow

Series 29102
Male × Male 11¼° Elbow

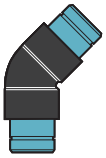

Series 2912
Male × Male 45° Long

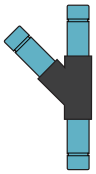

Aqua Link
Male × Male × Male Lateral Wye

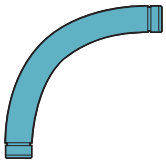

Series 2913
Male × Male 90° Sweep

Series 2914
Male × Male 45° Sweep

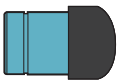

Series 2915
Male End Cap

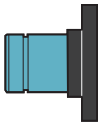

Series 2916
Male × Flanged Adapter Nipple

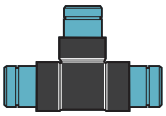

Series 2917
Male × Male × Male Tee

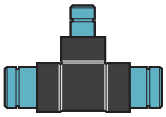

Series 2918
Male × Male × Male Reducing Tee

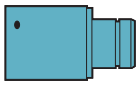

Series 2919
Female × Male Reducer

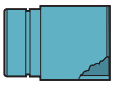

Series 2920
Male × Solvent Cement Female Transition

Series 2940
Female × Male Transition with Female NPT Outlet

Aquamine™ Ball Valve

SERIES 2921

Download publication 50.01 for complete information

- Available with a lever handle or a square nut
- Sizes from 2–6" | DN50–DN150
- Pressures up to 100 psi | 690 kPa | 7 bar

Aquamine™ Butterfly Valve

SERIES 2950

Download publication 50.01 for complete information

- Provided with a lever handle for easy on-off operation
- Sizes from 2–6" | DN50–DN150
- Pressures up to 250 psi | 1724 kPa | 17 bar

CPVC/PVC System

Victaulic now offers the industry's first and only grooved piping system designed exclusively for use on Schedules 40 and 80 chlorinated polyvinyl chloride/polyvinyl chloride (CPVC/PVC) pipe featuring Victaulic's proprietary PGS-300 groove profile. Available in sizes 2–12" | DN50–DN300, the system includes a full line of Installation-Ready™ couplings, fittings and pipe preparation tools. This system solution offers the fastest, cleanest installation method for CPVC/PVC pipe and eliminates several drawbacks associated with traditional joining methods.

Download publication 02.06 for ANSI/NSF Potable Water Approvals/Listings

PGS™-300

Couplings	page
Installation-Ready Rigid Coupling (Style 357)	108
Installation-Ready Transition Coupling (Style 356)	108
Reducing Coupling (Style 358)	108

Fittings	page
PGS-300 Grooved End Fittings	109

Pipe Preparation Tool	page
Cut Grooving Tool for Plastic Pipe (CG1100)	126

Installation-Ready™ Rigid Coupling

STYLE 357

Download publication 33.07 for complete information

- Exclusively for use on CPVC/PVC pipe featuring Victaulic's proprietary PGS-300 groove profile
- Sizes from 2–12" | DN50–DN300
- Refer to the publication for maximum pressure ratings and temperature reduction factors
- Regional availability, contact **Victaulic** for details

Certifications/Listings:

Download publication 02.06 for ANSI/NSF Potable Water Approvals/Listings

Installation-Ready™ Transition Coupling

STYLE 356

Download publication 33.06 for complete information

- Provides a direct, single coupling connection for Victaulic® PGS-300 grooved end CPVC/PVC pipe or fittings to *Victaulic* Original Groove System (OGS) grooved end IPS or stainless steel pipe, fittings or valves of the same nominal size
- Sizes from 2½–12" | 73.0 mm–DN300
- Refer to the publication for maximum pressure ratings and temperature reduction factors
- Regional availability, contact **Victaulic** for details

Certifications/Listings:

Download publication 02.06 for ANSI/NSF Potable Water Approvals/Listings

Reducing Coupling

STYLE 358

Download publication 33.08 for complete information

- Exclusively for use on CPVC/PVC pipe featuring Victaulic's proprietary PGS-300 groove profile
- Sizes from 2½×2"–10×8" | 73.0 mm×DN50–DN250×DN200
- Refer to the publication for maximum pressure ratings and temperature reduction factors
- Regional availability, contact **Victaulic** for details

Certifications/Listings:

Download publication 02.06 for ANSI/NSF Potable Water Approvals/Listings

PGS-300 Grooved End Fittings

Download publication 33.03 for complete information

- Exclusively for use on CPVC/PVC pipe featuring Victaulic's proprietary PGS-300 groove profile
- Sizes from 2–12" | DN50–DN300
- Refer to the publication for maximum pressure ratings and temperature reduction factors
- Regional availability, contact **Victaulic** for details

Certifications/Listings:

Download publication 02.06 for ANSI/NSF Potable Water Approvals/Listings

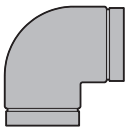

No. 350
90° Elbow

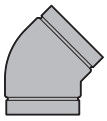

No. 351
45° Elbow

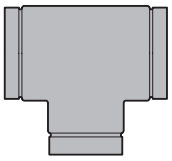

No. 352
Tee

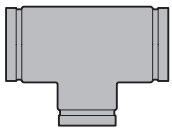

No. 353
Reducing Tee
(Grv × Grv × Grv)

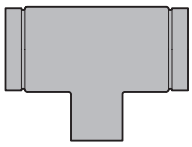

No. 354
Reducing Tee
(Grv × Grv × Socket)

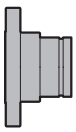

No. 359F
Flange Adapter
(Grv × Flange)

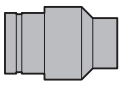

No. 361
Reducing Adapter
(Grv × Socket)

Pipe Preparation Tools

The world's leading developer of pipe preparation tools, and inventor of the original groove, has been providing the industry with in-place, field and shop model tools since the 1940s. From ½" | DN15 through 78" | DN1950; for carbon steel through plastic pipe; and a wide variety of accessories, these tools will simplify your work in the field or on the shop floor. Our line of intelligent roll grooving tools offer instant feedback on the quality of the groove, reducing rework and increasing operator safety.

For grooving stainless steel, download publication 17.01

Field Portable Roll Grooving Tools

	page
VE12	113
RG1200	113
VE26	114
VE46	114
VE226	115
RG3600	115

Field Fabrication Roll Grooving Tools

	page
VE106/VE107	116
VE206	117
VE272SFS	117
VE270FSD/VE271FSD	118
VE416FS	118
VE416FSD/VE417FSD	119
VE450FSD	119

Plant/Shop Fabrication Roll Grooving Tools

	page
VE268	120
VE414MC	120
VE460	121
VE872	122
RG5200i	122

Field Fabrication Cut Grooving Tools

	page
VG28GD, VG28GD-ABR, VDG26GD, VG26GD-COR	123
VG824, VG824DG, VG824-ABR, VG824-COR	124
VG828	125
VG	125
VG412	126

Cut Grooving Tools for Plastic Pipe

	page
CG1100	126
VPG824	127
CG3100, CG3300, CG3500	127

Aquamine™ Grooving Tool — page

APG 128

Hole Cutting Tools — page

HCT904 128

HCT908 129

VHCT900 129

VIC-TAP II 130

Style 926 Spigot Hole Cut Saw 130

Pipe Cut-Off Tools — page

VCT1 Manual 131

VCT2 Automatic 131

Vic-Press™ Tool — page

PFT510 132

Tool Accessories — pages

Power Mule II 132

Adjustable Pipe Stands 133–134

Pipe Preparation Measuring Tools 135–136

Tool Carry Bag 137

System Safety Test Accessories 137

Closure Tools — page

VBSP Closure Tools 138

Fabrication Cell — page

VAP131 139

VAPS 131R 139

VAPS 131F 140

VAPS 131T 140



Field Portable Roll Grooving Tools

VE12 GROOVE IN-PLACE

Download publication 24.01 for complete information

- Roll grooves ¾–2" | DN20–DN50 pipe
- For manual grooving of Schedule 5, 10 and 40 steel; stainless steel; aluminum and PVC pipe (size dependent)
- Tool is manually operated using the supplied handle
- Enhanced tracking rolls allow bi-directional grooving
- Power Requirements: None
- Weight: 17 lbs. | 8 kg

Field Portable Roll Grooving Tools

RG1200 OGS-200 GROOVE IN-PLACE

Download publication 24.11 for complete information

- Roll grooves 2–6" | DN50–DN150 pipe
- Designed to provide a Victaulic® OGS-200 roll groove in Schedules 40 and 80 carbon steel pipe
- Tool is manually operated using the supplied handle
- Enhanced tracking rolls allow bi-directional grooving
- Power Requirements: None
- Weight: 27 lbs. | 12 kg

Field Portable Roll Grooving Tools

VE26 GROOVE IN-PLACE

Download publication 24.01 for complete information

- Roll grooves 2–6" | DN50–DN150 pipe
- For manual grooving of Schedule 5, 10 and 40 steel; stainless steel; aluminum and PVC pipe; K, L, M, DWV, A, B and D copper tube (size dependent)
- Tool is manually operated using the supplied handle
- Enhanced tracking rolls allow bi-directional grooving
- Optional power drive kit available to alternately groove pipe using a Ridgid™ 300 power drive. Newer tools with serial numbers ending in "C" are compatible with the Power Drive Kit; tools which do not contain the "C" suffix will require retrofit to accept the Power Drive Kit; contact Victaulic for details.
- Power Requirements: None
- Tool Weight: 22 lbs. | 10 kg
  Optional Power Drive Kit Weight: 7 lbs. | 3 kg

Field Portable Roll Grooving Tools

VE46 GROOVE IN-PLACE

Download publication 24.01 for complete information

- Roll grooves 3½–6" | DN90–DN150 pipe
- For manual grooving of Schedule 5, 10 and 40 steel; stainless steel and aluminum pipe; Schedule 40 – 80 PVC pipe (size dependent)
- Tool is manually operated using the supplied handle
- Enhanced tracking rolls allow bi-directional grooving and helps to hold the tool on the pipe end during the roll grooving process
- Optional power drive kit available to alternately groove pipe using a Ridgid™ 300 power drive. Newer tools with serial numbers ending in "C" are compatible with the Power Drive Kit; tools which do not contain the "C" suffix will require retrofit to accept the Power Drive Kit; contact Victaulic for details.
- Power Requirements: None
- Tool Weight: 28 lbs. | 13 kg
  Optional Power Drive Kit Weight: 7 lbs. | 3 kg



Field Portable Roll Grooving Tools

VE226 PORTABLE GROOVER

Download publication 24.01 for complete information

- Roll grooves ¾–6" | DN20–DN150 pipe
- For grooving of Schedule 5, 10 and 40 steel; stainless steel; aluminum and PVC pipe; K, L, M, DWV, A, B and D copper tube (size dependent)
- Tool is operated using a standard ⅜" | 9.5 mm square ratchet drive (not included)
- Drive Requirements: Mounts to Ridgid™ 300 Power Drive; optional bases available
- Kit for connecting a VE226 roll grooving tool to a Ridgid™ 700 Power Drive
- Tool Weight: 37 lbs. | 17 kg
  Optional Power Drive Kit Weight: 75 lbs. | 34 kg

Field Portable Roll Grooving Tools

RG3600 StrengThin™ 100 Portable Groover

Download publication 24.08 for complete information

- Roll grooves 2–12" | DN50–DN300 1.4301/1.4307 (Type 304/304L) or 1.4401/1.4404 (Type 316/316L) stainless steel pipe per EN 10217-7; 2–6" | DN50–DN150, 1.6–2.7 mm wall thickness and 8–12" | DN200–DN300, 2.0–4.5 mm wall thickness
- Drive Requirements: Compatible with REMS Amigo 2 and Ridgid™ 700 power drive
- Power Requirements: 230 VAC 50/60 hertz
- Optional tripod stand kit available
- Tool Weight: 29 lbs. | 55 kg
- Regional availability, contact **Victaulic** for details

Field Fabrication Roll Grooving Tools

VE106/VE107 GROOVE-N-GO

Download publication 24.01 for complete information

- Roll grooves 1¼–6" | DN32–DN150 pipe
- For grooving of Schedule 5, 10 and 40 steel and stainless steel pipe; K, L, M and DWV copper tube (size dependent)
- Mobile light-duty roll grooving tool with an integral motor/drive unit mounted to portable hand truck
- Reduces pipe handling by allowing the tool to be wheeled directly to the pipe preparation site
- ⅜" | 9.5 mm square ratchet drive for operation (standard)
- Enhanced tracking rolls help to keep the pipe on the tool during the roll grooving process
- Completely self-contained unit with an integral motor, safety foot switch and power plug
- Power Requirements:
  VE106 is provided with 110 volt, 15 amp power;
  VE107 is provided with 220 volt, 6 amp power
- Weight: 140 lbs. | 64 kg

Field Fabrication Roll Grooving Tools

STYLE VE206

Download publication 24.01 for complete information

- Roll grooves 1¼ – 6" | DN32 – DN150
- For grooving of Schedule 5, 10 and 40 steel and stainless steel pipe; K, L, M and DWV copper tube (size dependent)
- Tool head mounts to any tripod stand with a Ridgid™ 300 bolt pattern or the flat bed of a work truck
- Hydraulic hand pump can be mounted on either side of the tool for right or left hand operation
- Supplied with Victaulic® tool carry bag for accessory storage
- Power Requirements: Compatible with multiple power drive units: Ridgid™ 300, Ridgid™ 700 and REMS Amigo 2
- Weight: 165 lbs. | 75 kg

Field Fabrication Roll Grooving Tools

VE272SFS

Download publication 24.01 for complete information

- Roll grooves ¾ – 12" | DN20 – DN300 pipe
- For grooving of Schedule 5, 10, 40 and 80 steel; stainless steel; aluminum and PVC pipe; K, L, M and DWV copper tube (size dependent)
- Hand pump operation with a unique pivot arm design reduces handle effort
- Enhanced tracking rolls help to keep the pipe on the tool during the roll grooving process
- The fully-motorized, semi-automatic, electrohydraulic tool comes complete with safety guards and safety foot switch
- Power Requirements: Ridgid™ 300 Power Drive
- Weight: 184 lbs. | 84 kg

Field Fabrication Roll Grooving Tools

VE270FSD/VE271FSD

Download publication 24.01 for complete information

- Roll grooves ¾ – 12" | DN20 – DN300 pipe
- For grooving of Schedule 5, 10, 40 and 80 steel; stainless steel; aluminum and PVC pipe; K, L, M and DWV copper tube (size dependent)
- Completely self-contained unit with integral gear motor, safety guards, safety foot switch and power cord/plug
- Equipped with a unique pivot arm design, making roll changing quick and easy without removing shafts
- Enhanced tracking rolls help to keep the pipe on the tool during the roll grooving process
- The fully-motorized, semi-automatic, electrohydraulic tool comes complete with safety guards and safety foot switch
- Power Requirements:
  VE270FSD is provided with 110 volt, 15 amp power;
  VE271FSD is provided with 220 volt, 6 amp power
- Weight: 340 lbs. | 154 kg

Field Fabrication Roll Grooving Tools

VE416FS

Download publication 24.01 for complete information

- Roll grooves 2 – 16" | DN50 – DN400 pipe
- For grooving of Schedule 5, 10, 40 and 80 steel; stainless steel; aluminum and PVC pipe; K, L, M and DWV copper tube (size dependent)
- VE416FS is designed for field grooving of OGS pipe and should not be used for continuous field production grooving; For field production grooving capabilities, use a VE450FSD tool, see pg. 119
- Equipped with a pipe stabilizer for 6 – 16" | DN150 – DN400 pipe sizes to control pipe sway
- Groove depth adjuster allows for easy adjustment for initial groove diameter
- The fully-motorized, semi-automatic, electrohydraulic tool comes complete with safety guards and safety foot switch
- Power Requirements: Ridgid™ 300 Power Drive
- Weight: 240 lbs. | 109 kg

Field Fabrication Roll Grooving Tools

VE416FSD/VE417FSD

Download publication 24.01 for complete information

- Roll grooves 2 – 16" | DN50 – DN400 pipe
- For grooving of Schedule 5, 10, 40 and 80 steel; stainless steel; aluminum and PVC pipe; K, L, M and DWV copper tube (size dependent)
- VE416FSD/VE417FSD is designed for field grooving of OGS pipe and should not be used for continuous field production grooving; For field production grooving capabilities, use a VE450FSD tool, see pg. 119
- Groove depth adjuster allows for easy adjustment for initial groove diameter
- Completely self-contained units with integral gear motors, safety foot switch and power cord/plug
- The fully-motorized, semi-automatic, electrohydraulic tool comes complete with safety guards and safety foot switch
- Power Requirements: VE416FSD is provided with 110 volt, 15 amp for integral gear motor; VE417FSD is provided with 220 volt, 8 amp service
- Weight: 340 lbs. | 154 kg

Field Fabrication Roll Grooving Tools

VE450FSD

Download publication 24.01 for complete information

- Roll grooves 4 – 24" | DN100 – DN600 pipe
- For grooving of Schedule 5, 10, 40 and 80 steel; stainless steel; aluminum and PVC pipe; K, L, M and DWV copper tube (size dependent)
- The VE450FSD is designed for field production grooving and not continuous fabrication shop production grooving
- Enhanced tracking rolls help to keep the pipe on the tool during the roll grooving process, and quickly change upper roll design
- Lifting point to move the tool using a crane
- Frame can accept most forklifts
- Onboard storage for tool accessories
- Power Requirements: Self-contained unit with two 220 volt, single phase 50/60 hertz, 20 amp integral gear motors to handle heavier loads, safety foot switch and power cord/plug
- Weight: 825 lbs. | 374 kg

Plant/Shop Fabrication Roll Grooving Tools

VE268

Download publication 24.01 for complete information

- Roll grooves ¾ – 12" | DN20 – DN300 pipe
- For grooving of Schedule 5, 10, 40 and 80 steel; stainless steel; aluminum and PVC pipe; K, L, M and DWV copper tube (size dependent)
- The fully-motorized, semi-automatic, electrohydraulic tool comes complete with safety guards and safety foot switch
- Equipped with a unique pivot arm design, making roll changes quick and easy, without removing shafts
- Enhanced tracking rolls help to keep the pipe on the tool during the roll grooving process
- Power Requirements: 220/440 volt, 3-phase, 60 hertz standard; the tool can also be supplied in various voltages, contact Victaulic for details
- 3-phase requires tool power to be hard wired by a local certified electrician
- Weight: 735 lbs. | 333 kg

Plant/Shop Fabrication Roll Grooving Tools

VE414MC

Download publication 24.01 for complete information

- Roll grooves 2 – 16" | DN50 – DN400 pipe
- For grooving of Schedule 5, 10, 40 and 80 steel; stainless steel; aluminum and PVC pipe; K, L, M and DWV copper tube (size dependent)
- The fully-motorized, semi-automatic, electrohydraulic tool comes complete with safety guards and safety foot switch
- Roll changes are quick and easy, without removing shafts
- Enhanced tracking rolls help to keep the pipe on the tool during the roll grooving process
- Power Requirements: 220/440 volt, 3-phase, 60 hertz standard; the tool can also be supplied in various voltages, contact Victaulic for details
- 3-phase requires tool power to be hard wired by a local certified electrician
- Weight: 735 lbs. | 333 kg

Plant/Shop Fabrication Roll Grooving Tools

VE460

Download publication 24.01 for complete information

- Roll grooves 4 – 24" | DN100 – DN600 pipe with Original Groove System (OGS)
- For grooving of Schedule 5, 10, 40 and 80 steel; stainless steel; aluminum and PVC pipe (size dependent)
- Roll grooves 14 – 60" | DN350 – DN1500 pipe with Advanced Groove System (AGS)
- For grooving of .250 – .500 wall carbon steel; Schedule 5S and 10S stainless steel (size dependent)
- The fully-motorized, semi-automatic, electrohydraulic tool comes complete with safety guards and safety foot switch
- Enhanced tracking rolls help to keep the pipe on the tool during the roll grooving process
- Support bases are required to groove pipe sizes 26" | DN650 and larger. Each support base is 12" | 305 mm in height and corresponds with a range of allowable pipe sizes it can groove
- Power Requirements: 220/440 volt, 3-phase, 60 hertz standard; the tool can also be supplied in various voltages, contact Victaulic for details
- 3-phase requires tool power to be hard wired by a local certified electrician
- Weight: 1500 lbs. | 680 kg

Plant/Shop Fabrication Roll Grooving Tools

VE872

Download publication 24.01 for complete information

- Roll grooves 8 – 78" | DN200 – DN1950 pipe
- Wall thickness capability varies on size; Reference publication 24.01 for more details
- The semi-automatic, electrohydraulic tool comes complete with safety guards and safety foot switch
- Support bases are required to groove 30" | DN750 and larger pipe sizes; each support base is 16" | 406 mm in height and corresponds with a range of allowable pipe sizes it can groove
- Power Requirements: 220/440 volt, 3-phase, 60 hertz standard; the tool can also be supplied in various voltages, contact Victaulic for details
- 3-phase requires tool power to be hard wired by a local certified electrician
- Weight: 1900 lbs. | 862 kg

Plant/Shop Fabrication Roll Grooving Tools

RG5200i

Download publication 24.05 for complete information

- Fully-automated, hydraulic shop tool is shipped fully assembled with proximity scanner, control stand and rolls for standard grooving (4 – 24" | DN100 – DN600) Schedule 10 – 40 pipe
- Enhanced tracking rolls help to keep the pipe on the tool during the roll grooving process
- Tool ships with 4 – 12" | DN100 – DN300 Original Groove System Groove Rolls and 14 – 24" | DN350 – DN600 AGS Groove Rolls
- Drive Requirements: Self-contained
- Power Requirements: 208/240 volt, 3 phase, 50/60 hertz standard; the tool can also be supplied for use with various global voltage connections, contact Victaulic for details
- 3-phase requires tool power to be hard wired by a local certified electrician
- Weight: 1300 lbs. | 590 kg

Field Fabrication Cut Grooving Tools

VG28GD (GEAR DRIVE)
VG28GD-ABR (ABRASION)
VDG26GD (DOUBLE GROOVE)
VG26GD-COR (CORROSION)

Download publication 24.01 for complete information

- Cut grooves 2–8" | DN50–DN200 pipe
- For grooving of Schedule 40 through 80 steel; stainless steel and aluminum pipe; Class 53 Min ductile iron (size dependent)
- VG28GD will produce a single Victaulic® OGS cut groove for unlined piping systems
- VG28GD-ABR will produce a single *Victaulic* OGS cut groove that allows for lining of the pipe for abrasive services
- VDG26GD will produce a double *Victaulic* OGS cut groove for high pressure systems in conjunction with installing the 6" | DN150 Style 808 couplings
- VG26GD-COR will cut groove carbon steel pipe in preparation for being rubber lined and machined for abrasion and corrosion resistance
- The VG28GD, VG28GD-ABR VDG26GD, and VG26GD-COR are designed to be driven by the Power Mule II
- Drive Requirements: External drive, min. 1½ hp | 1.12 kw
- Drive Speed: 38 rpm max.
- Weight: 37 lbs. | 17 kg



Field Fabrication Cut Grooving Tools

VG824 (OGS)
VG824-ABR (ABRASION OGS)
VG824DG (DOUBLE GROOVE)
VG824-COR (CORROSION OGS)

Download publication 24.01 for complete information

- Cut grooves 8–24" | DN200–DN600 pipe
- For grooving of Schedule 30 through 80 steel; stainless steel and aluminum pipe; Class 53 Min ductile iron (size dependent)
- VG824 will produce a single Victaulic® OGS cut groove for unlined piping systems
- VG824-ABR will produce a single *Victaulic* OGS cut groove that allows for lining of the pipe for abrasive services
- VG824DG will produce a double *Victaulic* OGS cut groove for high pressure piping systems in conjunction with installing 8–12" | DN200–DN300 Style 808 couplings
- VG824-COR will cut groove carbon steel pipe in preparation for being rubber lined and machined for abrasion and corrosion resistance
- The VG824, VG824DG, VG824-ABR and VG824-COR are designed to be driven by the Power Mule II
- Drive Requirements: External drive, min. 1½ hp | 1.12 kw
- Drive Speed: 38 rpm max.
- Weight: 82 lbs. | 37.2 kg



Field Fabrication Cut Grooving Tools

VG828 (AGS)

Download publication 24.01 for complete information

- Cut grooves 14 – 24" | DN350 – DN600 pipe
- For grooving of .500 – .750 wall steel pipe
- VG828 will produce a single Victaulic® AGS cut groove
- The VG828 is designed to be driven by the Power Mule II
- Drive Requirements: External drive, min. 1½ hp | 1.12 kw
- Drive Speed: 38 rpm max.
- Weight: 82 lbs. | 37.2 kg

Field Fabrication Cut Grooving Tools

VG *VIC-GROOVER*

Download publication 24.01 for complete information

- Cut grooves ¾ – 8" | DN20 – DN200 pipe
- For grooving of Schedule 40 through 80 steel; stainless steel; aluminum and PVC pipe; Class 53 Min ductile iron (size dependent)
- Designed for manual or power cut grooving
- Supplied with a ratchet handle for manual operation
- Drive Requirements: Manual or external drive, min. ½ hp | 0.37 kw
- External power drives must meet all local/regional safety requirements
- Drive Speed: 40 rpm max.
- Weight: 28 lbs. | 13 kg

Field Fabrication Cut Grooving Tools

VG412 ORBITAL MACHINING TOOL

Download publication 24.01 for complete information

- Cut grooves 4 – 12" | DN100 – DN300 pipe
- For grooving of Schedule 40 through 80 steel; Class 53 Min ductile iron
- Specifically designed for field closure pieces (not suitable for production grooving)
- External mounting and drive action is particularly suited to cement lined ductile iron pipe grooving
- Hinged frame design allows cutting at any point along the pipeline
- Drive Requirements: 120 volt, 11.5 amp
- Weight: 151 lbs. | 69 kg

Cut Grooving Tools for Plastic Pipe

CG1100

Download publication 24.09 for complete information

- Cut grooves 2 – 12" | DN50 – DN250 pipe
- For grooving of Schedule 40 through 80 CPVC/PVC pipe
- Features the Victaulic® PGS-300 cut groove profile
- Power Requirements: 120 volt, 50/60 hertz, 7 amp
- Weight: 17 lbs. | 7.7 kg

Cut Grooving Tools for Plastic Pipe

VPG824

Download publication 24.01 for complete information

- Cut grooves 8–16" | DN200–DN400 pipe
- For grooving of Schedule 40 through 80 PVC pipe
- Features a high speed, router-type tool bit which cuts a radial groove, to full depth, in one manual rotation of the tool around the pipe
- Rotation Drive: Manual (clockwise)
- Power Requirements: 110 volt, single phase, 60 hertz, 7 amp
- Weight: 47 lbs. | 21 kg



Refuse-to-Fuse™ Field Fabrication Cut Grooving Tool for HDPE Pipe

CG3100, CG3300, CG3500 (HDPE)

Download publication 24.06 for complete information

- Cut grooves 8–36" IPS and 250–900 mm ISO HDPE pipe
- For grooving of SDR 7–21 pipe
- The tool mounts on the exterior pipe wall and cuts and grooves the end of the pipe in a single operation
- The CG3100 and CG3300 tools connect directly to a 120 volt, 50/60 hertz, 20 amp power source (An optional 220 volt, single phase, 50/60 hertz model is also available)
- The CG3500 tool connects directly to a 220 volt, single phase, 50/60 hertz, 20 amp power source
- Weight: CG3100: 430 lbs. | 195 kg, CG3300: 580 lbs. | 263 kg, CG3500: 715 lbs. | 324 kg



Aquamine™ Grooving Tool

APG

Download publication 24.01 for complete information

- Prepares 4 – 12" | DN100 – DN300 *Aquamine* pipe
- Manually operated tool used for producing a cut spline groove and beveled end on *Aquamine* PVC pipe
- Orbital tool which is rotated around a stationary, secured pipe
- May be operated on pipe held in a pipe vise or on supported in-place piping that is depressurized and drained
- Weight: 13 lbs. | 5.9 kg

Hole Cutting Tools

HCT904

Download publication 24.01 for complete information

- One-piece hole cutting tool designed to cut holes up to 2¾" | 70 mm in carbon and stainless steel pipe; for pipe sizes up to 8" | DN200
- Allows use of *Mechanical-T*, *Vic-Let*, and *Vic-O-Well* outlets
- Power Requirements: 220 volt, single phase, 60 hertz, 10 amp
- Weight: 23 lbs. | 10 kg
- Regional availability, contact **Victaulic** for details

Hole Cutting Tools

HCT908

Download publication 24.01 for complete information

- One-piece hole cutting tool designed to cut holes up to 2¾" | 70 mm in carbon and stainless steel pipe; for pipe sizes up to 8" | DN200
- Allows use of *Mechanical-T*, *Vic-Let*, and *Vic-O-Well* outlets
- Power Requirements: 110 volt, single phase, 60 hertz, 7 amp
- Weight: 23 lbs. | 10 kg

Hole Cutting Tools

VHCT900

Download publication 24.01 for complete information

- Three-piece hole cutting tool designed to cut holes up to 4½" | 120 mm in diameter for *Mechanical-T*, *Vic-Let*, and *Vic-O-Well* outlets
- Base unit clamps quickly onto the pipe in vertical, horizontal or overhead positions
- Available extended chain for 10–24" | DN250–DN600 pipe
- Power Requirements: Grounded 120 volt, single phase, 60 hertz, 10 amp electrical supply (220 volt, single phase, 60 hertz, 5 amp available on request)
- Weight: 36 lbs. | 16 kg

Hole Cutting Tools

***VIC-TAP* II**

Download publication 24.01 for complete information

- Hole cutting tool including Style 931 *Vic-Tap* II *Mechanical-T* unit for tapping into steel pipe systems under pressure up to 500 psi | 3447 kPa | 34 bar
- Hole size 2⅜" | 60.5 mm
- Power Requirements: 115 volt, single phase, 60 hertz, 7.5 amp
- Weight:
  Drill guide base: 15 lbs. | 6.8 kg; Drill motor and feed assembly: 16 lbs. | 7.3 kg; Style 931 valve unit, 12 – 15 lbs. | 5.4 – 6.8 kg, depending upon size (4" | DN100, 5" | 141.3 mm, 6" | DN150 and 8" | DN200 available)
- Standard Capability: 4 – 8" | DN100 – DN200 Run outlet only × 2½" | 73.0 mm (IPS) Outlet

Style 926 Spigot Hole Cut Saw for HDPE Pipe

Download publication 11.07 for complete information

- Designed to cut 4" | DN100 and 6" | DN150 holes in HDPE pipe
- Allows use of Style 926 *Mechanical-T* Spigot Outlet



Pipe Cut-Off Tools

VCT1 MANUAL

Download publication 24.01 for complete information

- Lightweight and portable pipe cut-off tool handles 4–24" | DN100–DN600 pipe, up to 0.5" | 12.7 mm thick
- Worm gear drive crank handle provides smooth, manual travel, easy control and accurate cutting
- Wall thickness: 0.065–0.500" | 1.65–12.7 mm (with tips supplied)
- Tips: Acetylene–1 ea. #00, #0, #1
- Power Requirements: NA
- Weight: 22 lbs. | 10 kg



Pipe Cut-Off Tools

VCT2 AUTOMATIC

Download publication 24.01 for complete information

- Rotation is powered by a small 120 VAC motor with SCR remote control
- Unique distributor design has stainless steel insert which extends tip life, eases cleaning and reduces backfire
- Wall thickness: 0.065–0.500" | 1.65–12.7 mm (with tips supplied)
- Tips: Acetylene–1 ea. #00, #0, #1
- Motor rating: 15 W, 10,000 rpm
- Power requirements: 120 volt, single phase, 60 hertz, 15 amp
- Weight: 33 lbs. | 15 kg

Vic-Press™ Tools

PFT510

Download publication 24.01 for complete information

- Designed for securing *Vic-Press* Schedule 10S products onto Schedule 10S stainless steel pipe
- Tool package includes:
  (1) PFT510 tool,
  (2) 18V Lithium Ion batteries,
  (1) battery charger,
  (1) tool carrying case,
  (1) jaw carrying case,
  (1) each of jaws sized ½" | DN15, ¾" | DN20, 1" | DN25, 1½" | DN40, and 2" | DN50, and
  (1) adapter jaw
- Not compatible with PFT505 and/or PFT509 tools/components
- Power Requirements: Battery pack 110 volt, 60 cycle, 6.5 amp (optional 220 volt)
- Weight: 21 lbs. | 9.5 kg
  (PFT510 with 1" | DN25 jaw)

Tool Accessories

POWER MULE II

Download publication 24.01 for complete information

- Ideal for driving individual Victaulic® cut grooving tools
- Heavy-duty, two wheeled unit drives *Victaulic* cut grooving tools at the speed/power necessary for accurate grooving
- Rotating head for horizontal and vertical applications
- Power Mule II equipped with forward-off-reverse control and integral safety foot switch
- Full load speed: 35 rpm
- Power Requirements: 115 volts, 15 amp, 50/60 cycle (220 volts optional)
- Weight: 190 lbs. | 86 kg

Tool Accessories

VAPS112 ADJUSTABLE PIPE STAND

Download publication 24.01 for complete information

- Designed for supporting pipe to be roll grooved
- Turnstile design allows pipe to be spun around for grooving of both pipe ends without dismounting pipe from stand
- Forward/traverse movement
- Capacity: ¾ – 12" | DN20 – DN300 pipe
- Load rating: 1,075 lbs. | 490 kg
- Vertical stroke: The legs adjust from 8½" | 216 mm to achieve table height of 23" | 584 mm
- Minimum pipe height from floor: 23" | 584 mm on 12" | DN300 pipe and 21" | 533 mm on 1" | DN25 pipe
- Weight: 190 lbs. | 86 kg

Tool Accessories

VAPS224 ADJUSTABLE PIPE STAND

Download publication 24.01 for complete information

- Designed specifically for supporting pipe to be roll grooved
- Self-standing, heavy-duty unit permits free pipe rotation and traversing on ball transfers
- Capacity: 2 – 24" | DN50 – DN600 pipe
- Load rating: 1,800 lbs. | 816 kg
- Vertical stroke: 23" | 584 mm
- Minimum pipe height from floor 13" | 325 mm on 24" | DN600 pipe
- Maximum pipe height from floor 38" | 965 mm on 2" | DN50 pipe
- Weight: 260 lbs. | 118 kg

Tool Accessories

VAPS1672 ADJUSTABLE PIPE STAND

Download publication 24.01 for complete information

- Designed specifically for supporting pipe to be roll grooved
- Self-standing, heavy duty unit permits free pipe rotation and traversing on ball transfers
- Designed for use with VE460 grooving tools
- Capacity: 16 – 72" | DN400 – DN1800 pipe
- Load rating: 10,000 lbs. | 4535 kg
- Vertical Stroke: 17" | 425 mm
- Minimum pipe height from floor 16" | 406 mm on 72" | DN1800 pipe
- Maximum pipe height from floor 28" | 711 mm on 16" | DN400 pipe
- Weight: 480 lbs. | 218 kg

Tool Accessories

VAPS270 ADJUSTABLE PIPE STAND

- Designed specifically for supporting pipe to be roll grooved
- Self-standing, heavy duty unit permits free pipe rotation and traversing on ball transfers
- Designed for use with VE270FSD, VE271FSD and VE272SFS grooving tools
- Capacity: ¾ – 12" | DN20 – DN300 pipe
- Load rating: 660 lbs. | 300 kg
- Turnstile design allows grooving of both pipe ends without dismounting pipe from stand
- Minimum pipe height from floor: 37" | 930 mm
- Maximum pipe height from floor: 25" | 630 mm
- Weight: 44 lbs. | 20 kg
- Regional availability, contact **Victaulic** for details

Tool Accessories

GROOVE DIAMETER CABLES FOR COPPER TUBING

Go/No-Go pocket-sized groove diameter cables for taking circumferential measurements of copper tubing

- GDC-CTS cable should only be used to check roll-grooved tubing to CTS Standard Types K, L, M hard-drawn copper tubing per ASTM B-88 and DMV per ASTM B-306 specifications (2 – 8" | 54.0 – 206.4 mm tubing sizes)
- GDC-EC cable should only be used to check roll-grooved tubing to European Standard EN 1057 R250 (Half-Hard) specifications (54 – 159 mm tubing sizes).
- GDC-AC cable should only be used to check roll-grooved tubing to Australian Standard AS 1432 Types A, B and D copper tubing specifications (50 – 200 mm tubing sizes)

GROOVE DIAMETER CABLE FOR VICTAULIC® STRENGTHIN™ 100 SYSTEM FOR THIN WALL STAINLESS STEEL

Go/No-Go pocket-sized groove diameter cables are available for taking circumferential measurements on stainless steel pipe in sizes 2 – 12" | DN50 – DN300

- GDC-STRENGTHIN100 cable should only be used to check roll grooved pipe conformance to *Victaulic StrengThin* 100 groove diameter specifications
- To ensure proper grooving dimensions, always refer to the I-E497 *StrengThin* 100 Installation instructions or to the latest groove specifications publications located on victaulic.com

GROOVE DIAMETER CABLE FOR *VICTAULIC* PGS-300 SYSTEM FOR CPVC/PVC PIPE

Go/No-Go pocket-sized groove diameter cables are available for taking circumferential measurements on CPVC/PVC pipe in sizes 2 – 12" | DN50 – DN300

- GDC-PGS-300 cable should only be used to check cut grooved pipe conformance to *Victaulic* PGS-300 groove diameter specifications
- This cable is a quick reference guide and is not a replacement for a calibrated diameter measuring instrument. To ensure proper grooving dimensions, always refer to the relevant installation instructions or to the latest groove specifications publication located on victaulic.com.

Tool Accessories

PT100A, PT101 AND PT102A

Download publication 24.01 for complete information

- Go/No-Go pocket-sized steel tapes for taking circumferential measurements of pipe
- Go/No-Go side can be used to check cut or roll grooved pipe for conformance to Victaulic® grooved pipe specifications
- Tapes notched on the lead end to allow proper overlap within the groove for more accurate measurement
- PT100A contains Go/No-Go markings for use with ¾–24" | DN20–DN600 pipe; tape marked with 0.01" | 0.25 mm increments on the opposite side
- PT-101 contains Go/No-Go markings for use with DN20–DN600 pipe; tape marked with 0.25 mm increments on the opposite side
- PT102A contains Go/No-Go markings for use with Original Groove System sizes 8–12" | DN200–DN300 and Advanced Groove System sizes 14–72" | DN350–DN1800; tape marked in 0.02" | 0.5 mm increments on the opposite side

Tool Accessories

RG1200 GROOVE CONFIRMATION GAUGE SET

- Supplied with RG1200 roll grooving tool for easy groove confirmation
- Does not require tool to be removed from pipe to check the groove depth
- Used in conjunction with the PT100A or PT101A depending on the region

HDPE GROOVE CONFIRMATION GAUGE SET

- Designed to check HDPE cut grooves to ensure they meet Victaulic specifications.
- Always refer to the I-900 HDPE Field Installation Handbook or Victaulic's HDPE Cut Groove Specifications (**publication 25.16**).

Tool Accessories

TOOL CARRY BAG

- Heavy duty tool carry bag for transporting roll grooving tools, grooving rolls, and other tool accessories
- Carry bag can accommodate up to 50 lbs. | 23 kg
- Weight: 4 lbs. | 2 kg

System Safety Test Accessories

NO. T-60 TEST CAP KIT

Download publication 24.07 for complete information

- Allows user another means to verify system is unpressurized and empty of test media before continuing work
- Packaged in stackable, heavy-duty rolling case
- Includes 2–8" | DN50–DN200 IPS test caps
- Individual test caps 2–12" | DN50–DN300 can be ordered separately



Victaulic® Bolted Split-Sleeve Products (VBSP) Closure Tools

CTM-01 SMALL MANUAL TOOL
CTM-02 LARGE MANUAL TOOL
CTH-01 SMALL 10-TON HYDRAULIC TOOL
CTH-02 LARGE 25-TON HYDRAULIC TOOL

Download publication 24.01 for complete information

- For specific information on the appropriate tool by coupling, please download individual coupling product publications

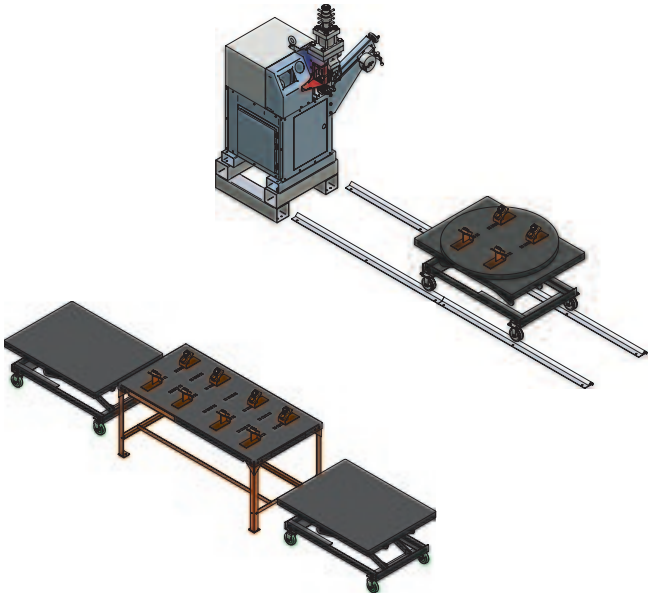

Fabrication Cell

VAP131

Download publication 24.01 for complete information

- Turn-key, fab-shop solution
- Maximize productivity gains associated with Victaulic® grooved systems
- Includes hydraulic adjustable pipe stand and tracks, tool support, two adjustable positioner tables, an assembly table, as well as caster wheels and ball transfers

Hydraulic Adjustable Pipe Stand for Fabrication Cell

VAPS 131R

Download publication 24.01 for complete information

- Designed to support pipe for roll grooving
- Permits free pipe rotation and traversing on ball transfers
- Turnstile design allows pipe to be spun around for grooving of both pipe ends without dismounting from pipe stand
- Capacity: 4 – 24" | DN100 – DN600 pipe; load rating: 2000 lbs. | 907 kg
- Vertical stroke: 30.5" | 775 mm
- Minimum pipe height from floor: Compatible with Victaulic production roll grooving tools
- Power Requirements: 230 volt, 6 amp, 50 hertz (120 volt, 12 amp, 60 hertz option available)
- Weight: 500 lbs. | 227 kg

Hydraulic Positioner for Fabrication Cell

VAPS 131F

Download publication 24.01 for complete information

- Designed to support grooved pipe, valves, and fittings when used in conjunction with the VAPS 131T Assembly Table
- Foot control provided for hands-free operation
- Swivel caster wheel design for better mobility
- Capacity: 4 – 24" | DN100 – DN600 pipe; load rating: 1200 lbs. | 544 kg with wheels installed, 2000 lbs. | 907 kg without wheels
- Vertical stroke: 29.25" | 743 mm
- Power Requirements: 230 volt, 6 amp, 50 hertz (120 volt, 12 amp, 60 hertz option available)
- Weight: 400 lbs. | 181 kg

Assembly Table for Fabrication Cell

VAPS 131T

Download publication 24.01 for complete information

- Designed to support grooved pipe, valves, and fittings when used in conjunction with VAPS 131F Hydraulic Positioner
- Ball transfer assemblies can be positioned to accommodate pipe from 2 – 24" | DN50 – DN600
- Capacity: 4 – 24" | DN100 – DN600 pipe; load rating: 8000 lbs. | 3629 kg, ball transfers load rating 700 lbs. | 318 kg
- Vertical stroke: 29.25" | 743 mm
- Weight: 500 lbs. | 227 kg

Gaskets/Seals/O-Rings

Victaulic offers a broad variety of synthetic rubber gaskets suitable for a wide range of applications. Victaulic® gaskets can accommodate high and low temperature extremes without loss of their chemical and physical properties. Refer to the *Victaulic* Seal Selection Guide, **publication 05.01** for a complete list.

For specific chemical and temperature compatibility, refer to the *Victaulic* Gasket Chemical Services Guide — Long Report (**GSG-100**) located on victaulic.com.

Installation-Ready™

Traditional C-Shape

Reducing

Vic-Flange

Flush-Seal™

Grooved Copper Tubing with *Flush-Seal* Gasket

Advanced Groove System (AGS)

EndSeal™

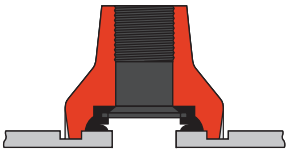

Outlet

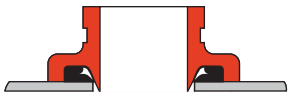

Mechanical-T

IPS to AWWA Transition

AWWA *Flush-Seal*

Plain End

Plain End for HDPE Pipe

Vic-Press™ for Schedule 10S Stainless Steel

FRP

Victaulic® Bolted Split-Sleeve Products (VBSP)

Shouldered Steel System

Style 809N for Ring Systems

Gasket Seal Data

Victaulic offers a variety of synthetic elastomeric gaskets for a wide range of applications. To assure the maximum life for the service intended, proper gasket selection is essential.

Many factors can affect the performance and longevity of a gasket. These factors include, but are not limited to temperature, fluid, concentrations, a combination of fluids and duration of service. Temperatures outside of the design limits or use with incompatible fluids can reduce the performance capability of the gasket and service life.

Services listed are General Service Guidelines for each of the three associated product areas. It should be noted that there are services for which these gaskets, seals and o-ring are not compatible. Reference should always be made to the Gasket Chemical Services Guide for each Victaulic® gasket Grade for specific service guidelines and for a listing of services which are not compatible.

Gasket, seals and o-ring guidelines apply only to *Victaulic* gaskets, seals and o-ring. Guidelines for a particular service does not necessarily imply compatibility of the coupling housing, related fittings, or other components for the same service. *Victaulic* gaskets are marked with the gasket size, style, and associated compound for identification.

Potable Water

Grade “E” EPDM, Grade “E” Vic-Plus™, Grade “EHP”, Grade “EHP” *Vic-Plus*, Grade "E2" and Grade "EW" gaskets are UL Classified in accordance with ANSI/NSF 61 for cold +73°F | +23°C and hot +180°F | +82°C potable water service and ANSI/NSF 372.

Similarly, *Victaulic* Grade “M” halogenated butyl gasket material (which is used with *Victaulic* AWWA sized products) is UL Classified in accordance with ANSI/NSF 61 for cold +73°F | +23°C potable water systems and ANSI/NSF 372. See Victaulic **Publication 02.06** for more details.

The data provided is intended for use as an aid to qualified designers and specifiers when products are installed in accordance with the latest available *Victaulic* product line.

Valve Seals

Victaulic Seal Selection Guide (05.01) does not include *Victaulic* seals for valves. Refer to the individual Victaulic valve publication for information on the seals available for each valve.

Reference Materials

02.06: Victaulic Potable Water Approvals ANSI/NSF

05.01: Victaulic Seal Selection Guide

05.02: Victaulic Lubricant MSDS Sheet

05.02-EU: Victaulic Lubricant MSDS Sheet (Europe Only)

05.03: Victaulic Vic-Plus™ MSDS Sheet

GSG-100: Victaulic Gasket Chemical Services Guide — Long Report

⚠ CAUTION

- **To ensure maximum product performance for the intended service, always specify the proper elastomer or seal material. Refer to the “Gasket Selection” and Chemical Services” sections located within this document.**
- **For specific chemical and temperature compatibility, always refer to the “Gasket Chemical Services Guide — Long Report” (GSG-100), which can be downloaded at victaulic.com.**

Failure to select and specify the proper elastomer or seal material for the intended service may cause joint failure, resulting in property damage.

Introduction

This Victaulic General Catalog has been written for the piping system installer, designer, specification writer and owner as a basic reference guide for data about Victaulic® mechanical piping methods. This catalog is organized to provide information in the context and form most readily usable. For easy identification of major sections of interest, see the condensed table of contents on pg. i, for a quick reference guide, see pg. 145. For more detailed information, download Design Data 26.01.

Important Information

Victaulic standard grooved pipe couplings are designed for use with pipe grooved to meet *Victaulic* groove specifications and *Victaulic* grooved end fittings, valves, and related grooved end components only. They are not intended for use with plain end pipe and/or fittings. *Victaulic* plain end couplings are designed for use only with plain end or beveled end steel pipe (unless otherwise indicated) and *Victaulic* plain end fittings. ***Victaulic* plain end couplings must not be used with grooved end or threaded end pipe and/or fittings. Nor are they intended for use with Advanced Groove System (AGS) components used on 14–72" | DN350–DN1800 pipe sizes.**

Pipe must be prepared to meet Victaulic specifications outlined for each specific product style. Performance data listed herein is based on proper pipe preparation. The proper gasket must be selected for the service intended. **It should be noted that there are various services for which *Victaulic* gaskets are not recommended. Reference should always be made to the latest Victaulic Seal Selection Guide (download publication 05.01) for specific gasket service recommendations and for a listing of services which are not recommended. Gaskets for *Victaulic* products always must be lubricated for proper assembly.** Gasket lubricant must meet manufacturer's specifications. Thorough lubrication of the gasket exterior, including the lips and/or pipe ends and housing interiors, is essential to prevent gasket pinching. Lubrication assists proper gasket seating and alignment during installation.

Victaulic has a complete line of tools for preparing pipe to Victaulic specifications. Use of these tools is recommended in preparing pipe to receive Victaulic products. Always read and understand the Tool Operating Instructions supplied with every *Victaulic* tool prior to using any tools. All data contained herein, is subject to change without notice.

Notice

The technical and performance data, weights, dimensions and specifications published in this catalog supersede all previously published data.

Victaulic maintains a policy of continual product improvement and, therefore, reserves the right to change product specifications, designs, and standard equipment without notice and without incurring obligation.

For the most up-to-date Victaulic product information, please visit victaulic.com.

The material presented in this catalog is intended for piping design reference in utilization of *Victaulic* products for their intended application. It is not intended as a substitute for competent, professional assistance which is an obvious requisite to any specific application.

Design

Reference should always be made to design information available at no charge on request from Victaulic. Good piping practices should always prevail. Specific pressures, temperatures, external or internal loads, performance standards and tolerances must never be exceeded. Many applications require recognition of special conditions, code requirements and use of safety factors. Qualified engineers must make these decisions.

While every effort has been made to ensure its accuracy, Victaulic, its subsidiaries and affiliated companies, make no express or implied warranty of any kind respecting the information contained in this catalog or the material referred to herein.

Anyone making use of the information or material contained herein does so at their own risk and assumes any and all liability resulting from such use.

Installation

Reference should always be made to the specific Victaulic Field Installation Handbook or Manual for the product you are installing.

Handbooks and Manuals are included with each shipment of Victaulic products for complete installation and assembly data, and are available in PDF format on our website at victaulic.com.

Warranty

We warrant all products to be free from defects in materials and workmanship under normal conditions of use and service. Our obligation under this warranty is limited to repairing or replacing at our option at our factory any product which shall within one year after delivery to original buyer be returned with transportation charges prepaid, and which our examination shall show to our satisfaction to have been defective.

THIS WARRANTY IS MADE EXPRESSLY IN LIEU OF ANY OTHER WARRANTIES, EXPRESS OR IMPLIED, INCLUDING ANY IMPLIED WARRANTY OF MERCHANTABILITY OR FITNESS FOR A PARTICULAR PURPOSE. THE BUYER'S SOLE AND EXCLUSIVE REMEDY SHALL BE FOR THE REPAIR OR REPLACEMENT OF DEFECTIVE PRODUCTS AS PROVIDED HEREIN. THE BUYER AGREES THAT NO OTHER REMEDY (INCLUDING, BUT NOT LIMITED TO, INCIDENTAL OR CONSEQUENTIAL DAMAGES FOR LOST PROFITS, LOST SALES, INJURY TO PERSON OR PROPERTY OR ANY OTHER INCIDENTAL OR CONSEQUENTIAL LOSS) SHALL BE AVAILABLE TO HIM.

Victaulic neither assumes nor authorizes any person to assume for it any other liability in connection with the sale of such products.

This warranty shall not apply to any product which has been subject to misuse, negligence or accident, which has been repaired or altered in any manner outside of a Victaulic factory or which has been used in a manner contrary to Victaulic instructions or recommendations. Victaulic shall not be responsible for design errors due to inaccurate or incomplete information supplied by Buyer or its representatives.

Items purchased by Victaulic and resold will have the original equipment manufacturer's warranty extended to Victaulic customers.

Reference Guide

Model	Product Description	Page	Publication
Original Groove System (OGS)			
Style 107N	QuickVic™ Rigid Coupling	3	06.23
Style 177N	QuickVic™ Flexible Coupling	3	06.24
Style 07	Zero-Flex™ Rigid Coupling	3	06.02
Style 77	Flexible Coupling	4	06.04
Style 75	Flexible Coupling	4	06.05
Style 750	Reducing Coupling	4	06.08
Style 78	Snap-Joint™ Coupling	5	06.09
Style 72	Outlet Coupling	5	06.10
Style 791/792	*Vic-Boltless* Coupling and Tool	5	06.11
Style HP-70	High Pressure Rigid Coupling	6	06.12
Style 41	*Vic-Ring* Coupling	6	16.04
Style 44	*Vic-Ring* Coupling	6	16.05
Style 741	*Vic-Flange* Adapter	7	06.06
Style 743	*Vic-Flange* Adapter	7	06.06
—	OGS Fittings	8–10	07.01
Style 150	*Mover* Expansion Joint	11	09.04
Style 155	Expansion Joint	11	09.05
Series 761	Vic™-300 MasterSeal™ Butterfly Valve	12	08.20
Series 700	Butterfly Valve	12	08.05
Series 716H	High Pressure *Vic-Check* Valve	13	08.08
Series 716	*Vic-Check* Valve	13	08.08
Series 779	Venturi Check Valve	13	08.10
Series 712	Swing Check Valve	14	08.11
Series 713	Swing Check Valve	14	08.54
Series 721	*Vic-Ball* Valve	14	08.14
Series 726	*Vic-Ball* Valve	15	08.23
Series 727	Ball Valve	15	08.42
Series 722	Brass Body Ball Valve — Threaded	15	08.15
Series 377	*Vic-Plug* Valve	16	08.12
Style DLY	Delta-Y Valve Assembly	16	07.08
Series 795	Knife Gate Valve	16	08.25
Series 771M	OS&Y Gate Valve	17	08.45
Series 723	Three Port Diverter	17	08.13
Series 725	Diverter Valve	17	08.40
Series 910	Hydraulic Control Valve (Bermad Series 100)	18	100
Series 970	Hydraulic Control Valve (Bermad Series 700)	18	700
Series 980	Hydraulic Control Valve (Bermad Series 800)	18	800
Series 9A3	Automatic Air Release Valve (Bermad Series A30)	19	A30
Series 9A7	Automatic Air Release Valve (Bermad Series A71)	19	A71
Series 9C3	Combination Air Valve (Bermad Series C30)	19	C30
Series 9C5	Combination Air Valve (Bermad Series C50)	20	C50
Series 9C7	Combination Air Valve (Bermad Series C70)	20	C70
Series 731-D	Suction Diffuser	21	09.20
Series 730	*Vic-Strainer* Tee Type	21	09.02
Series 732	*Vic-Strainer* Wye Type	21	09.03
Series 381	Inlet Vibration Isolation Pump Drop	22	102.11
Series 382	Inlet Vibration Isolation Pump Drop	22	102.12
Series 391	Inlet Vibration Isolation Pump Drop	22	102.21
Series 392	Inlet Vibration Isolation Pump Drop	22	102.22
Series 380	Outlet Vibration Isolation Pump Drop	23	102.10
Series 383	Outlet Vibration Isolation Pump Drop	23	102.13
Series 390	Outlet Vibration Isolation Pump Drop	23	102.20
No. 26	Vic™-Header	24	07.11
Series 385	Vibration Isolation Air Handling Unit Drop	24	102.15
Series 386	Pressure Reducing Valve Station	24	102.16
Style HP-70ES	EndSeal™ Coupling	25	06.13
—	EndSeal™ Fittings	25	07.03
Style 808	High Pressure Double Grooved Coupling	26	15.01
Style 809	High Pressure Ring Coupling	26	15.02
Style 171	Composite Flexible Coupling	26	06.22
Style 152A	Expansion Joint Coupling	27	09.15
—	XL (Extended Life) System for Rubber-lined Abrasive Services	27	07.07
Style 296-A	Coupling for Fiberglass Reinforced Plastic Pipe	28	90.01
Style 229S	Non-Restrained Flexible Coupling for Fiberglass Reinforced Plastic Pipe	28	60.16
Advanced Groove System (AGS)			
Style W07	AGS Rigid Coupling	30	20.02
Style W77	AGS Flexible Coupling	30	20.03
Style W89	AGS Rigid Coupling	30	20.15
Style W07	AGS Rigid Coupling with *Vic-Ring*	31	16.11
Style W77	AGS Flexible Coupling with *Vic-Ring*	31	16.12
Style W89	AGS Rigid Coupling with *Vic-Ring*	31	16.15
—	AGS Fittings	32	20.05
—	AGS Stainless Steel Schedule 10S Fittings	33	17.05
Style W741	AGS *Vic-Flange* Adapter	33	20.04
Style W155	AGS Expansion Joint	33	20.12
Style W256	AGS Expansion Barrel	34	09.16
Style W257	AGS Dynamic Movement Joint	34	20.16
Series W761	AGS Vic™-300 Butterfly Valve	34	20.06
Series W719	AGS Butterfly Valve	35	23.19
Series W715	AGS *Vic-Check* Double Disc Valve	35	20.08
Series W731-D	AGS Suction Diffuser	36	20.20
Series W730	AGS *Vic-Strainer* Tee Type	36	20.11
Series W732	AGS *Vic-Strainer* Wye Type	36	20.19
No. 26	Vic™-Header	24	07.11
Victaulic® Bolted Split-Sleeve Products (VBSP)			
Style 229S	Non-Restrained Flexible Coupling for Fiberglass Reinforced Plastic Pipe	38	60.16
Style 230	Non-Restrained Flexible Coupling for Carbon Steel Pipe	38	60.01
Style 230S	Non-Restrained Flexible Coupling for Stainless Steel Pipe	38	60.02
Style 231	Non-Restrained Flexible Expansion Coupling for Carbon	39	60.03
Style 231S	Non-Restrained Flexible Expansion Coupling for Stainless	39	60.04
Style 232	Restrained Flexible Coupling for Carbon Steel Pipe	39	60.05
Style 232S	Restrained Flexible Coupling for Stainless Steel Pipe	40	60.06
Style 233	Restrained Flexible Coupling for Dynamic Joint Deflection on Carbon Steel Pipe	40	60.07
Style 233S	Restrained Flexible Coupling for Dynamic Joint Deflection on Stainless Steel Pipe	40	60.08
Style 234	Restrained Flexible Single-Gasket Coupling for Carbon Steel Pipe	41	60.09
Style 234S	Restrained Flexible Single-Gasket Coupling for Stainless Steel Pipe	41	60.10
Style 240	Stainless Steel Bellow Expansion Joint	42	60.13
CTM-01	VBSP Small Manual Closure Tool	138	24.01
CTM-02	VBSP Large Manual Closure Tool	138	24.01
CTH-01	VBSP Small 10-Ton Hydraulic Closure Tool	138	24.01
CTH-02	VBSP Large 25-Ton Hydraulic Closure Tool	138	24.01

Model	Product Description	Page	Publication
Hole Cut System			
Style 920/920N	*Mechanical-T* Bolted Branch Outlet and Cross Assemblies	44	11.02
Style 72	Outlet Coupling	44	06.10
HCT904	Hole Cutting Tools	128	24.01
HCT908	Hole Cutting Tools	129	24.01
VHCT900	Hole Cutting Tools	129	24.01
VIC-TAP II	Hole Cutting Tools	130	24.01
Style 923	*Vic-Let* Strapless Outlet	45	11.05
Style 924	*Vic-O-Well* Strapless Thermometer Outlet	45	11.06
Style 926	*Mechanical-T* Spigot Outlet	45	11.07
—	Style 926 Spigot Hole Cut Saw for HDPE Pipe	130	24.01
Plain End System for Carbon Steel			
Style 99	*Roust-A-Bout* Plain End Coupling	47	14.02
—	Plain End Fittings for Carbon Steel	48	14.04
Stainless Steel System			
Style 489	Type 316 Rigid Coupling	51	17.25
Style 89	Rigid Coupling for Stainless Steel	51	17.24
Style 489DX	Duplex Rigid Coupling	51	17.33
Style 77S	Type 316 Flexible Coupling	52	17.03
Style 475	Type 316 Lightweight Flexible Coupling	52	17.14
Style 77DX	Duplex Flexible Coupling	52	17.20
Style 475DX	Duplex Lightweight Flexible Coupling	53	17.34
Style 441	Type 316 *Vic-Flange* Adapter	53	17.27
Style 422	Stainless Steel *Mechanical-T* Bolted Branch Outlet	53	17.02
—	Stainless Steel Schedule 10S Fittings	54	17.16
—	Stainless Steel Schedule 40S Fittings	55	17.16
Series 461	Vic™-300 MasterSeal™ Stainless Steel Butterfly Valve	56	17.40
Series 416	Stainless Steel Check Valve	56	17.41
Series 712S	Stainless Steel Swing Check Valve	56	17.08
Series 415	Duplex Double Disc Check Valve	57	17.37
Series 726S	Type 316 Vic-Ball Valve	57	17.22
Series 726D	Super Duplex Vic-Ball Valve	57	17.28
Series P569	Three-Piece Vic-Press™ Ball Valve	58	18.14
Series 465	Duplex Plug Valve	58	17.36
Series 466	Duplex Plug Valve	58	17.39
—	Vic-Press™ For Schedule 10S Stainless Steel Type 304	59	18.12
—	Vic-Press™ For Schedule 10S Stainless Steel Type 316	60	18.11
PFT510	Vic-Press™ Tool	132	24.01
Style D08	StrengThin™ High Pressure Rigid Coupling	61	17.30
—	StrengThin™ High Pressure Fittings	61	17.32
Style E497	StrengThin™ 100 Rigid Coupling	62	31.02
—	StrengThin™ 100 Fittings	62	31.04
Series E461	Vic™-300 MasterSeal™ Stainless Steel Butterfly Valve	63	17.40
Series E416	Stainless Steel Check Valve	63	17.41
Style E155	StrengThin™ 100 Expansion Joint	63	31.07
RG3600	StrengThin™ 100 Portable Groover	115	24.08
Copper System			
Style 607	QuickVic™ Rigid Coupling for CTS Copper	66	22.13
Style 606	Rigid Coupling for Australian Standard Copper	66	22.10
Style 606	Rigid Coupling for European Copper	66	22.11
Style 644	Installation-Ready™ Transition Coupling for CTS Copper to Stainless Steel for Potable Water	66	22.44
Style 641	*Vic-Flange* Adapter for CTS Copper	67	22.03
Style 641	*Vic-Flange* Adapter for European Copper	67	22.11
Style 647	Dielectric Fitting for CTS to IPS	67	22.21
—	Installation-Ready™ Fittings for CTS Copper	68	22.15
—	Fittings for CTS Copper	69	22.04
—	Fittings for Australian Standard Copper	69	22.10
—	Fittings for European Copper	69	22.11
Series 608N	Butterfly Valve for CTS Copper	70	22.14
Style 622	*Mechanical-T* Bolted Branch Outlet and Cross Assemblies for CTS Copper	70	22.12
Shouldered Steel System			
Style SC77	Installation-Ready™ Flexible Coupling for Shouldered Steel Pipe	72	16.10
Style SC85	Flexible Coupling for Shouldered Steel Pipe	72	16.21
Style SC998	Transition Coupling for HDPE to Shouldered Steel	72	19.08
—	Shouldered Steel Fittings	73	07.06
Series 761SC	Shouldered Butterfly Valve	74	08.31
Series 7S2	Shouldered Gate Valve	74	08.44
Ductile Iron System			
Style 31	Coupling for Ductile Iron	76	23.02
Style 307	Transition Coupling for IPS to Ductile Iron	76	23.03
Style 341	*Vic-Flange* Adapter for Ductile Iron	76	23.04
—	Fittings for Ductile Iron	77 – 78	23.05
Series 317	Check Valve for Ductile Iron	79	23.09
Series 365	*Vic-Plug* Valve for Ductile Iron	79	23.06
High Performance System for Steam and Chemical Services			
Style 870	High Performance Rigid Coupling for Steam and Chemical Services	81	100.02
—	OGS-200 Grooved End Fittings	82	100.01
Series 871	Gate Valve	82	100.12
Series 159	Flexible Loop	82	100.13
RG1200	OGS-200 Field Portable Roll Grooving Tool	113	24.11
Hydronic Balancing Solutions			
TA Series 786	Manual Balancing Valves (Solder End)	85	08.16
TA Series 787	Manual Balancing Valves (Female Threaded End)	85	08.16
Series 78K	Manual Balancing Valves (Union Inlet)	85	08.16
TA Series 788	Manual Balancing Valves (Class 150 Flanged End)	85	08.16
TA Series 789	Manual Balancing Valves (Grooved End)	85	08.16
TA Series 78BL	Manual Balancing Ball Valve	86	08.50
Series 76T	Automatic Balancing Valves (Threaded End)	86	08.34
Series 76K	Automatic Balancing Valves (Threaded End)	86	08.34
Series 76B	Automatic Balancing Valve with Ball Valve Kit (Threaded End)	87	08.34
Series 76V	Automatic Balancing Valve with Ball Valve Kit (Threaded End)	87	08.34
Series 76G	Automatic Balancing Valves (Grooved End)	87	08.34
TA Series 76X	ICSS Low Lead Balancing Valve	88	08.51
TA Series TC	Terminal Balancing and Control Valve	88	08.38
TA Series TCM	Terminal Balancing Valve for Modulating Control	88	08.38
TA Series 7FC	Combined Balancing and Control Valve	89	08.52
TA Series 7FP	Pressure Independent Balancing and Control Valve (PIBCV)	89	08.53
TA Series 7CP	Compact Pressure Independent Balancing and Control Valve	90	08.37
TA Series 7MP	Pressure Independent Balancing and Modulating Control Valve	90	08.55
TA Series 7CT	Control Valve with Return Temperature Controller	90	08.36
TA Series 793	Differential Pressure Controller — Female Threaded End	91	08.29
TA Series 794	Differential Pressure Controller — Flanged End	91	08.29

Reference Guide

Model	Product Description	Page	Publication
TA Series 7PR	Differential Pressure Controller — Flanged End	91	08.46
Series 799	Standard KOIL-KIT™ Coil Pack	92	08.30
Series 79B	KOIL-KIT™ Coil Pack with ATC and Bypass Options	92	08.30
Series 79A	KOIL-KIT™ Coil Pack with ATC and Bypass Options	92	08.30
Series 79C	KOIL-KIT™ Coil Pack for Air Handling Units	93	08.35
Series 79D	KOIL-KIT™ Coil Pack for Air Handling Units	93	08.35
—	KOIL-KIT™ Coil Hose	93	08.30
Series 78Y	KOIL-KIT™ Y-Strainer/Ball Valve Combination	94	08.30
Series 78T	KOIL-KIT™ Ball Valve/Union Combination	94	08.30
Series 78U	KOIL-KIT™ Union Port Fitting	94	08.30
TA Series 73M	CMI Pressure Differential Meter	95	08.16
TA Series 734	TA Scope™	95	08.16
TA Series 736	Link Differential Pressure Sensor	95	08.16
Refuse-to-Fuse™ System for HDPE Pipe			
Style 905	Refuse-to-Fuse™ Coupling for Plain End HDPE Pipe	98	19.07
Style 907	Refuse-to-Fuse™ Transition Coupling for HDPE-to-Steel Pipe	98	19.10
Style 908	Refuse-to-Fuse™ Coupling for Double-Grooved HDPE Pipe	98	19.09
Style 904	Refuse-to-Fuse™ Flange Adapter for HDPE-to-Flanged Pipe	99	19.12
—	Refuse-to-Fuse™ Fittings for HDPE Pipe	99	19.11
Series 906	Refuse-to-Fuse™ Knife Gate Valve for HDPE Pipe	99	19.06
CG3100 CG3300 CG3500	Refuse-to-Fuse™ Field Fabrication Cut Grooving Tool for HDPE Pipe	127	24.06
Style 926	*Mechanical-T* Spigot Outlet	45	11.07
—	Style 926 Spigot Hole Cut Saw for HDPE Pipe	130	24.01
Aquamine™ PVC System			
Series 2900	Aquamine™ PVC Pipe	102	50.01
—	Aquamine™ Couplings	102	50.01
Series 2970	Aquamine™ Coupling for Plain End PVC	103	50.01
Series 2971	Aquamine™ Transition Coupling for PVC to HDPE	103	50.05
Series 2972	Aquamine™ Transition Coupling for PVC to Groove	103	50.06
—	Aquamine™ Fittings	104	50.01
Series 2921	Aquamine™ Ball Valve	105	50.01
Series 2950	Aquamine™ Butterfly Valve	105	50.01
APG	Aquamine™ Grooving Tool	128	24.01
CPVC/PVC System			
Style 357	Installation-Ready™ Rigid Coupling	108	33.07
Style 356	Installation-Ready™ Transition Coupling	108	33.06
Style 358	Reducing Coupling	108	33.08
—	PGS-300 Grooved End Fittings	109	33.03
CG1100	PGS-300 Cut Grooving Tool for Plastic Pipe	126	24.09
Pipe Preparation Tools			
Roll Grooving Tools			
VE12	Field Portable Roll Grooving Tool	113	24.01
RG1200	OGS-200 Field Portable Roll Grooving Tool	113	24.11
VE26	Field Portable Roll Grooving Tool	114	24.01
VE46	Field Portable Roll Grooving Tool	114	24.01
VE226	Field Portable Roll Grooving Tool	115	24.01
RG3600	StrengThin™ 100 Field Portable Roll Grooving Tool	115	24.08
VE106/VE107	Field Fabrication Roll Grooving Tool	116	24.01
VE206	Field Fabrication Roll Grooving Tool	117	24.01
VE272SFS	Field Fabrication Roll Grooving Tool	117	24.01
VE270FSD/ VE271FSD	Field Fabrication Roll Grooving Tool	118	24.01
VE416FS	Field Fabrication Roll Grooving Tool	118	24.01
VE416FSD/ VE417FSD	Field Fabrication Roll Grooving Tool	119	24.01
VE450FSD	Field Fabrication Roll Grooving Tool	119	24.01
VE268	Plant/Shop Fabrication Roll Grooving Tool	120	24.01
VE414MC	Plant/Shop Fabrication Roll Grooving Tool	120	24.01
VE460	Plant/Shop Fabrication Roll Grooving Tool	121	24.01
VE872	Plant/Shop Fabrication Roll Grooving Tool	122	24.01
RG5200i	Plant/Shop Fabrication Roll Grooving Tool	122	24.05
Cut Grooving Tools			
VG28GD	Field Fabrication Cut Grooving Tool	123	24.01
VG28GD-ABR	Field Fabrication Cut Grooving Tool	123	24.01
VDG26GD	Field Fabrication Cut Grooving Tool	123	24.01
VG26GD-COR	Field Fabrication Cut Grooving Tool	123	24.01
VG824	Field Fabrication Cut Grooving Tool	124	24.01
VG824-ABR	Field Fabrication Cut Grooving Tool	124	24.01
VG824DG	Field Fabrication Cut Grooving Tool	124	24.01
VG824-COR	Field Fabrication Cut Grooving Tool	124	24.01
VG828	Field Fabrication Cut Grooving Tool	125	24.01
VG VIC-GROOVER	Field Fabrication Cut Grooving Tool	125	24.01
VG412	Field Fabrication Cut Grooving Tool	126	24.01
CG1100	PGS-300 Cut Grooving Tool for Plastic Pipe	126	24.09
VPG824	Cut Grooving Tool for Plastic Pipe	127	24.01
CG3100 CG3300 CG3500	Refuse-to-Fuse™ Field Fabrication Cut Grooving Tool for HDPE Pipe	127	24.06
Other Pipe Preparation Tools			
APG	Aquamine™ Grooving Tool	128	24.01
HCT904	Hole Cutting Tool	128	24.01
HCT908	Hole Cutting Tool	129	24.01
VHCT900	Hole Cutting Tool	129	24.01
VIC-TAP II	Hole Cutting Tool	130	24.01
—	Style 926 Spigot Hole Cut Saw for HDPE Pipe	130	24.01
VCT1	Manual Pipe Cut-Off Tool	131	24.01
VCT2	Automatic Pipe Cut-Off Tool	131	24.01
PFT510	Vic-Press™ Tool	132	24.01
Power Mule II	Tool Accessories	132	24.01
VAPS112	Adjustable Pipe Stand	133	24.01
VAPS224	Adjustable Pipe Stand	133	24.01
VAPS1672	Adjustable Pipe Stand	134	24.01
VAPS270	Adjustable Pipe Stand	134	—
—	Groove Diameter Cables	135	—
—	Pipe Measurement Tools	136	—
—	Tool Carry Bag	137	—
No. T-60	Test Cap Kit	137	24.07
CTM-01	VBSP Small Manual Closure Tool	138	24.01
CTM-02	VBSP Large Manual Closure Tool	138	24.01
CTH-01	VBSP Small 10-Ton Hydraulic Closure Tool	138	24.01
CTH-02	VBSP Large 25-Ton Hydraulic Closure Tool	138	24.01
VAP131	Fabrication Cell	139	24.01
VAPS 131R	Hydraulic Adjustable Pipe Stand for Fabrication Cell	139	24.01
VAPS 131F	Hydraulic Positioner for Fabrication Cell	140	24.01
VAPS 131T	Assembly Table for Fabrication Cell	140	24.01

Victaulic piping system products are tested and certified for a wide range of applications. Victaulic engages with many certifying authorities, approval bodies, and standards organizations globally, and maintains product certifications and strict compliance to applicable codes, standards, and directives, relevant to specific industries and markets.

PRODUCT CERTIFICATIONS:

Fire Protection

ACTIVFIRE – ActivFire Register of Fire Protection Equipment (Australia)

AON – AON New Zealand

CCCF – China Certification Center for Fire Protection Products (China)

CFPSC – Chinese Fire Protection Safety Center (Taiwan)

CNBOP – Centrum Naukowo-Badawcze Ochrony Przeciwpozarowej (Poland)

CNPP – Centre National de Prévention et de Protection (France)

CSFM – California State Fire Marshall (USA)

CTPC – Consiliul Technic Permanent Pentru Constructii (Romania)

EMI – Építésügyi Minőségellenőrző Innovációs (Hungary)

FESC – Fire Equipment and Safety Center of Japan

FDNY – Fire Department, City of New York (USA)

FM – FM Approvals (USA)

HDB – Housing Development Board (Singapore)

KFI – Korea Fire Institute

KFSD – Kuwait Fire Service Directorate

LPCB – Loss Prevention Certification Board (UK)

SBSC – Svensk Brand- & Säkerhetscertifiering AB (Sweden)

TFRI – Tianjin Fire Research Institute of Ministry of Public Security (China)

TSU – Technický Skúšobný Ústav Pieštany, š.p. (Slovakia)

TZUS – Technický a Zkuševní Ústav Stavební Praha, s.p. (Czech Republic)

UAE CD – United Arab Emirates Civil Defense

UKRFIRESERT – State Certification Center (Ukraine)

UL – Underwriter's Laboratories, LLC (USA)

ULC – Underwriter's Laboratories of Canada

VdS – Verband der Schadenverhütung GmbH (Germany)

VKF – Vereinigung Kantonaler Feuerversicherungen (Switzerland)

Zagrebinspekt (Croatia)

Potable Water

ARPA – Agenzia Regionale per la Protezione dell'Ambiente (Italy)

Belgaqua – Belgische Federatie voor de Watersector (Belgium)

DVGW – Deutscher Verein des Gas- und Wasserfaches e.V. (Germany)

Eurofins – ACS : Attestation de Conformité Sanitaire (France)

HZJZ – Hrvatski zavod za javno zdravstvo (Croatia)

INSP - Institutul Național De Sănătate Publică (Romania)

KWWA – Korea Water and Wastewater Works Association

NSF – NSF International (USA)

ÖVGW – Österreichische Vereinigung für das Gas- und Wasserfach (Austria)

PZH – Państwowy Zakład Higieny (Poland)

RUVZPP – Regionálny úrad verejného zdravotníctva so sídlom v Poprad (Slovakia)

SAI Global – WaterMark (Australia)

SPAN – Suruhanjaya Perkhidmatan Air Negara (Malaysia)

SVGW – Schweizerischer Verein des Gas- und Wasserfaches (Switzerland)

UL – Underwriter's Laboratories, LLC – NSF 61/372 (USA)

WRAS – Water Regulations Advisory Scheme (UK)

ZUOVA – Zdravotní ústav se sídlem v Ostravě (Czech Republic)

Maritime

ABS – American Bureau of Shipping

BV – Bureau Veritas (France)

CCG – Canadian Coast Guard (Canada)

CRS – Croatian Register of Shipping (Croatia)

CCS – China Classification Society (China)

DNV GL – Det Norske Veritas-Germanischer Lloyd (Norway)

KRS – Korean Register of Shipping (Korea)

LR – Lloyd's Register of Shipping (UK)

RINA – Registro Italiano Navale (Italy)

USCG – US Coast Guard (USA)

HVAC

CSTB – Centre Scientifique et Technique du Bâtiment (France)

ITB – Instytut Techniki Budowlanej (Poland)

Sercons Europe BV (Russia)

Plumbing

IAPMO – International Association of Plumbing & Mechanical Officials (USA)

NSF – NSF International (USA)

COMPLIANCE:

Codes and Standards Compliance

ANSI – American National Standards Institute

API – American Petroleum Institute

APSAD – Assemblée Plenière Société Assurance Dommage (France)

AS/NZS – Standards Australia and Standards New Zealand (AU & NZ)

ASME – American Society of Mechanical Engineers (USA)

ASTM International (USA)

AWWA – American Water Works Association

CSA – CSA Group (Canada)

GOST R – Gosstandart (Russia)

IBC – International Building Code (USA)

ICC – International Code Council (USA)

IMC – International Mechanical Code (USA)

IPC – International Plumbing Code (USA)

IRC – International Residential Code (USA)

ISO – International Organization for Standardization (Global)

MSS – Manufacturer's Standardization Society (USA)

NACE – National Association of Corrosion Engineers (USA)

NFPA – National Fire Protection Association (USA)

UPC – Uniform Plumbing Code (USA)

WSAA – Water Services Association of Australia

Pressure Equipment Safety

(2014/68/EU) PED – Pressure Equipment Directive (Europe)

CSA B51 – "Boiler, Pressure Vessel, and Pressure Piping Code" (Canada)

CRN – Canadian Registration Numbers per CSA B51

CU TR 032/2013 – Customs Union Technical Regulation "On Safety of Pressurized Equipment" (EAC)

Chemical Safety / Recycling

BVB – Byggvarubedömningen Service AB (Sweden)

(EC/1907/2006) REACH – Registration, Evaluation, Authorization, and Restriction of Chemicals (Europe)

(2011/65/EU) RoHS2 – Restriction of Hazardous Substances Directive (Europe)

(2012/19/EU) WEEE – Waste Electrical and Electronic Equipment Directive (Europe)

SundaHus – SundaHus i Linköping (Sweden)

Building Services

(EU/305/2011) CPR – Construction Products Regulation (Europe)

NBC – National Building Code (Canada)

Explosive Environments

(2014/34/EU) ATEX – Equipment and protective systems for potentially explosive atmospheres (Europe)

Seismic

OSHPD – Office of Statewide Health Planning and Development (USA)

PSB – TÜV SÜD PSB (Singapore)

Tools and Machinery Safety

(2006/42/EC) MD – Machinery Directive (Europe)

(2014/35/EU) LVD – Low Voltage Directive (Europe)

(2014/30/EU) EMC – Electromagnetic Compatibility Directive (Europe)

© Copyright 2018, Victaulic® Company. All rights reserved.

No part of this Victaulic catalog may be reproduced, stored in a retrieval system, or transmitted, in any form or by any means, electronic, mechanical, photocopy, recording or otherwise, without the prior written permission of Victaulic Company.

U.S./World Headquarters

4901 Kesslersville Road
Easton, PA 18040 USA

victaulic locations.com

EMEAI

Prijkelstraat 36
9810 Nazareth, Belgium

Asia Pacific

Unit 808, Building B
Hongwell International Plaza
No.1602 West Zhongshan Road
Shanghai, China 200235

G-103 10576 REV C 04/2018

Victaulic and all other Victaulic marks are the trademarks or registered trademarks of Victaulic Company, and/or its affiliated entities, in the U.S. and/or other countries. All other trademarks listed herein are the property of their respective holders, in the U.S. and/or other countries. The terms "Patented" or "Patent Pending" refer to design or utility patents or patent applications for articles and/or methods of use in the United States and/or other countries.

© 2018 VICTAULIC COMPANY. ALL RIGHTS RESERVED.